

2019 Spring Science Assessment CBT Training

Science SBA and Assessment of Science Readiness
Field Test



William Kinnison, Project Manager, eMetric
Kaelee Harper, Support Center Manager, eMetric

Agenda

- § Key Dates
- § Overview of System and Testing Process
- § Portal Orientation and New Features
 - § User Accounts
 - § Student Roster and Accessibility/Accommodations Assignment
 - § Classes
 - § Test Sessions
 - § Other Features
- § Student Test Kiosk Orientation and New Features
 - § Logging in and Navigating a Test
 - § Accessibility Features and Accommodations
 - § Special Situations (Text to Speech, Spanish Tests, Accessibility Mode)
 - § Completing the Test
- § Technology Requirements
- § Practice Test
- § Additional Training Resources
- § Reminders

NOTE: no online demos in this training, please see video tutorials at sba.onlinehelp.measuredprogress.org/training/



Key Dates

Spring 2019 SBA Science Test Milestones

SBA Practice Test Begins Portal Opens (manage users, download kiosks)	22 Jan 2019
New Mexico Science Assessment Portal closes to load spring operational Pre-ID	8 Feb 2019
New Mexico Science Assessment Portal opens for student data editing	19 Feb 2019
SBA test available to schedule	25 Feb 2019
SBA test administrationwindow opens	4 Mar 2019
SBA test administrationwindow closes SBA practice test closes	29 Mar 2019
New Mexico Science Assessment Portal closes (unless you are participating in the ASR SAFT)	3 Apr 2019

Spring 2019 Assessment of Science Readiness (ASR) Stand-Alone Field Test (SAFT) Milestones

ASR SAFT practice test begins	11 Mar 2019
ASR SAFT available to schedule	1 Apr 2019
ASR SAFT test administrationwindow opens	8 Apr 2019
ASR SAFT test administrationwindow closes ASR SAFT practice test closes New Mexico Science Assessment Portal closes	26 Apr 2019



New Mexico Science Assessment Portal:

Online Test Administration
System



New Mexico Science Assessment Kiosk:

Student Test Delivery System



*This system will support the Spring SBAScience Assessment
and the Assessment of ScienceReadinessField Test*

Test Preparation Process

1. New DTC accounts made, previous administration's DTC accounts opened
2. DTCs create subordinate accounts for new users
3. New/current users confirm log-in

ITCs

1. Review Kiosk Installation Guide
2. Download & install kiosk on test devices
3. Conduct integrated Site Readiness Test
4. Certify site is ready to test

DTC/STC

1. Add/Edit/Transfer Students
2. Assign Accessibility Features and Accommodations
3. Create classes
4. Assign classes to tests (Test Sessions)

DTC/STC/TA

1. Review test session (Classes & Accommodations)
2. Print Student Log-in tickets

Students

1. Launch kiosk
2. Log-in and test

At end of test...

DTC/STC/TA

1. If needed, add test report codes and invalidate tests



New Mexico Science Assessment Portal:

Online Test Administration System



Orientation and NewFeatures



User Accounts



- § New DTC: account will be created & credentials emailed to you
- § Already have a useraccount? Continue to use it!
- § Portal Opens Jan 22, 2019
- § Not a DTC, don't have an account?
 - § District Test Coordinators must create all other portal users within the Portal
 - § Users will receive automated email with username and temporary password from nmtechsupport@measuredprogress.org



§ **Deactivate unused accounts immediately after portal opens!**

STC's can view dashboard

See on line video tutorials for demonstrations!

User Accounts



	DTC	STC (for orgs assigned)	ITC (for orgs assigned)	TA (for orgs assigned)
Manage Users	Yes	Yes	Yes	View TA
Access Site ReadinessLinks	Yes	Yes	Yes	No
Access Proctor Password	Yes	No	No	No
Access Students	Yes	Yes	No	No
Access Classes	Yes	Yes	No	No
Access Test Sessions	Yes	Yes	No	Yes for assigned test sessions
Download Test Completion Status	Yes	Yes	No	No
Access Dashboard	Yes	Yes	No	No
Invalidate Test	Yes	Yes	No	No

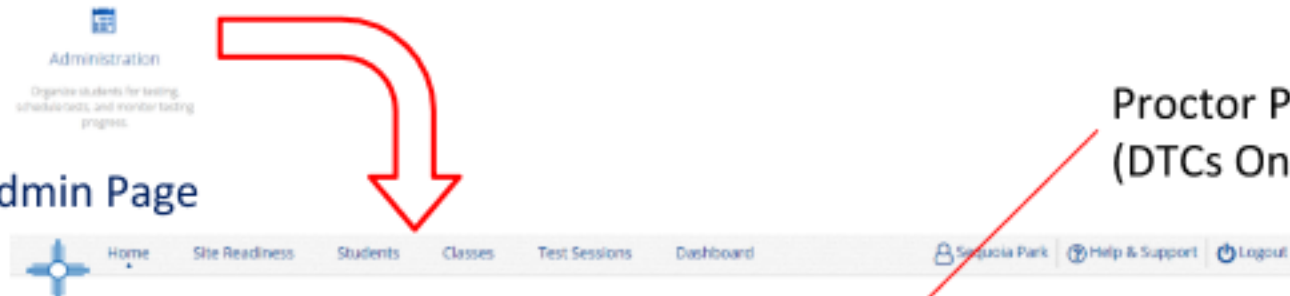
User Accounts



Landing Page



Admin Page



Proctor Password
(DTCs Only)

Welcome to the New Mexico Science Assessment Administration portal. This site provides access to student information and test session details.
Based on device configurations at your facility, you or your IT coordinator needs to download and install the appropriate student kiosk utilizing the links in the table below. Apps for iPads and Chromebooks will need to be downloaded from the appropriate app stores.

Windows	Student Kiosk for Windows
Mac	Student Kiosk for Mac

If you need assistance utilizing this site, please contact Measured Progress support at nmtchsupport@measuredprogress.org or by calling toll free (877) 676-6722.

Proctor password for Sequoia Elementary School (Sequoia District) *
TSRUCAZ0

Site Readiness login for Sequoia Elementary School (Sequoia District) *
Username: WSR-SD-ES
Password: SD-ES



Students

- § Students Loaded from State Pre-ID
- § Available in Portal on Feb 19, 2019
- § Check student rosters
 - § Download roster by selecting “Download List” under the “More” drop down
- § Add, un-enroll, or transfer students as needed
 - § Can't add student? They may be enrolled in different school– contact help desk
 - § DTCs can transfer students between schools in their district
 - § Call helpdesk to transfer students between districts
- § Assign accommodations
 - § You must assign all accommodations to students
 - § You can use the *Export Accommodations* button to download list of all students and their currently assigned accommodations
 - § You can use the *Upload Accommodations* button to upload accommodations to multiple students at one time
 - § *Upload Accommodations* button will not be available after test window opens!

See on line video tutorials for demonstrations!



Students

NEW!

- § Changes on Student tab:
- § Added grades 5 and 8 to student information tab grade selector
- § Student accessibility features and accommodations options have changed
 - § *Line reader* and *answer masking* are now universal tools (accessibility features available to all) – all students will automatically have access to this
 - § *Allow Accessibility Mode* – allows third party accessibility software to operate concurrently with the student testing kiosk
 - § Examples of devices: screen readers and speech-to-text software
 - § Test specific software to be used with iTester practice test and kiosk prior to student testing!
 - § Must enter proctor password to activate
- § New layout on student accommodations tab

Students



Student Information

Accommodations

Classes

Accessibility Features

- Zoom View (magnifier)
- Reverse Contrast
- Custom Masking
- Color Contrast

Accommodations

- Text-to-Speech English (SWD, 504, EL)
- Text-to-Speech Spanish (SWD, 504)
- Human Reader English (SWD, 504, EL)
- Human Reader Spanish (SWD, 504)
- Read Aloud to Self
- Human Signer
- Blank Graphic Organizer
- Selected Response Human Scribe
- Constructed Response Human Scribe
- Assist Tech-Presentation
- Assistive Technology Device Presentation
- Assistive Technology Devices Responses
- Allow Accessibility Mode Testing

Accommodations for English Learners (EL)

- Spanish Language Version
- Picture Dictionary
- Native Language Accommodations
- Commercial Word-To-Word Dictionary
- Pocket Word-To-Word Dictionary
- Customized Dual Language Glossary

Students



Student Information Accommodations Classes

Accessibility Features

- ☒ Zoom View (magnifier)
- ☐ Reverse Contrast
- ☐ Custom Masking
- ☐ Color Contrast

Accommodations

- ☒ Text-to-Speech English (SWD, 504, EL)
- ☒ Text-to-Speech Spanish (SWD, 504)
- ☐ Human Reader English (SWD, 504, EL)
- ☐ Human Reader Spanish (SWD, 504)
- ☐ Read Aloud to Self
- ☐ Human Signer
- ☐ Blank Graphic Organizer
- ☐ Selected Response Human Scribe
- ☐ Constructed Response Human Scribe
- ☐ Assist Tech-Presentation
- ☐ Assistive Technology Device Presentation
- ☐ Assistive Technology Devices Responses
- ☒ Allow Accessibility Mode Testing

Accommodations for English Learners (EL)

- ☒ Spanish Language Version
- ☐ Picture Dictionary
- ☐ Native Language Accommodations
- ☐ Commercial Word-To-Word Dictionary
- ☐ Pocket Word-To-Word Dictionary
- ☐ Customized Dual Language Glossary

Delivered within iTester Student Kiosk

Must also schedule student for the Spanish version of the test

v344 v3.10-0 Copyright © 2018 eMentor LLC Contact Us 877-676-6722





Classes

§ Groups of one or more students who will take a test

§ Separate class needed for English and Spanish Testers

§ Classes cannot be deleted once they have been saved

§ Students can be assigned to more than one class!



When class grade is selected, only students in that grade will be available in the list of students

Home Site Readiness Students **Classes** Test Sessions Dashboard

Add New Science Class in Cyber Valley Sch1

Class Information

Class Name:

Test Administrator:

Students in the class

Search for Students

Grade: Class:

☒ Show only students that are not assigned to a class

Showing students in : Cyber Valley Sch1

Last Name, First Name (State Student ID)

Sort By:

Lee, Brandon (201704038)

Parker, Gaby (201704007)

- Use this check box to prevent students from being assigned to more than one class



Test Sessions

Preparing for and monitoring testing

- § Schedule a test session (assign class to test)
 - § Check test name for language, grade (and SBA vs ASR if you participating the ASR field test)
- § Go to the scheduled test session to:
 - § Access Session Access Codes
 - § Review students in the test session
 - § Check student forms (TTS)
 - § Print test tickets with students' usernames and passwords
 - § Ensure student has platform-delivered accessibility and accommodations on test ticket
 - § Monitor test sessions, download test session information

See on line video tutorials for demonstrations!



Test Sessions

Completing testing

- Check student test status for tests “not started” or “in progress”
- For students who cannot complete the test:
 - Invalidate each of the test sessions
 - and*
 - Enter a test completion code



When the test is ***both invalidated and a test completion code is entered***, the test ***will not be reported***

- If a test is inadvertently invalidated or a test report code is entered, the test can be reactivated and the test report code can be removed



Note: Students can still log into a test regardless of the test invalidation or test report code

- Complete the above activities prior to the advertised portal closing date (3 April for Spring 2019 SBA Science)
- ***No other action is needed to complete the test administration!***





Test Sessions

District: Cyber Mesa District
 Administration: NM 2018-2019
 Teacher: Adler, Steven
 Class: Adler, Steven-Spring10/Class1-4(Grade-HS)
 Test Name: QA-Fall 2018 Retest-English
 Testing Window: 12/01/2018 to 12/14/2018

Test is in progress. It ends on 12/14/2018. Students may log in and take the test using their username and password shown below.

Access Codes

Session Sequence	Session Name	Access Code
1	Session 1	8462141424
2	Session 2	9861791877
3	Session 3	6281018889

[Back to Test Sessions](#)

Session:

[Choose a Session:](#)

[Print selected logins](#)
[Print all logins \(4\)](#)

Log Name	First Name	Surname	Password	Form Name	Test Report Code	Status	Date/Time Started	Date/Time Completed	Test Invalidate
Four	Student	10000004	-----	English Science 5BA-Fall 2018 Retest	+	Session 1: Not Started			Invalidate
One	Student	10000001		English Science 5BA-Fall 2018 Retest	+	Session 2: Not Started			Invalidate
Three	Student	10000003		English Science 5BA-Fall 2018 Retest	+	Session 3: Not Started			Invalidate
Two	Student	10000002		English Science 5BA-Fall 2018 Retest	+	Session 1: Not Started			Invalidate

Showing 1 - 4 of 4

See on line video tutorials for demonstrations!



Administration: Other Features

§ District and School-level dashboard for monitoring testing

! ***Not to be used for accountability purposes!***

§ Download list of students with their test completion status by school/test



STCs can access the dashboard to view test statistics for their school(s)

See on line video tutorials for demonstrations!



New Mexico Science Assessment Kiosk:

Student Test Delivery System



Orientation and NewFeatures

Logging in to a Test



If the kiosk is out-of-date, an alert will be displayed





Logging in to a Test

Not Student Demo? [Exit](#)

Hello, Student Demo

01010101

State Student ID

3/10/1998

Date of Birth

Male

Gender

Grand Canyon School

School Name

Role Teacher

Teacher

HS

Grade

The following tests have been scheduled for you:

Demo Test 1

Session 1

Session 2

Session 3

Session Access Code:

[Submit](#)

[Cancel](#)



Logging in to a Test

Options

Text-to-Speech

Volume:100 

Speed

Zoom View (Magnifier)

The quick brown fox jumped over the lazy dog.

Reverse Contrast

Color Contrast

<input checked="" type="button" value="Default"/>	<input type="button" value="Classic"/>	<input type="button" value="Ruby"/>	<input type="button" value="Chalkboard"/>	<input type="button" value="Nocturnal"/>	<input type="button" value="Aquiline"/>
<input type="button" value="Eccentric"/>	<input type="button" value="Azure"/>	<input type="button" value="Haunted"/>	<input type="button" value="Celestial"/>	<input type="button" value="Antique"/>	<input type="button" value="Creamy"/>

Custom Masking

Enabled

Accessibility Mode

Proctor Password

NEW!



Logging in to a Test



QA Fall 2018 Retest English Session 1 Directions

Read each question carefully. For each multiple-choice question, decide which is the best answer. Select your answer on your screen. For each question that asks you to type your answer, type or draw your answer in the space provided on your screen. Only answers and work inside the answer boxes will be scored.

Continue

Exit

Test Navigation




Question 6

The populations of animals living in the wild follow cycles. One example is the cycling of the lynx and snowshoe hare populations in the forests of Canada. The snowshoe hare is the major food source for the lynx. The numbers of hares and lynx can be estimated from records of the numbers of pelts of each species sold by fur trappers each year. The graph below shows some of this historical data.



Snowshoe Hare and Lynx Population Changed Over Time



NEW!

Scientists want to find out if cycles in snowshoe hare populations are a result of predator-prey relationships, or of changes in food supply caused by overgrazing. For several years, scientists supply extra food to one snowshoe hare population, and nothing to another snowshoe hare population. They record population changes in both groups. Which result would best support the hypothesis that cycles in snowshoe hare populations are mainly a result of the predator-prey relationship?

You may type any part of your response in this box:

B / U

Show All

- ☐ (A) The population without extra food continues to cycle throughout the study.
- ☐ (B) The population with extra food increases and then levels off and remains constant.
- ☐ (C) The population without extra food decreases by the same amount each year.
- ☐ (D) The population with extra food decreases by the same amount each year.

Maximum number of words: 100 | Words: 0



Clear

Pause/Exit

Back

Next

Finish

Test Navigation



Do you want to pause your test or exit your test?

Pause the test to temporarily log out. Exit the test to log out and close the testing application.

Pause Test

Exit Test

Cancel



Clear

Pause/Exit

Back

Next

Finish



Test Navigation



Your test is **paused**.

To resume testing, enter your password and click the Resume button. To exit the test and close the testing application, click the Exit button. When the timer reaches 00:00, your test will exit on its own.

19:56

Password





Resume

Exit Test





Accessibility Features (all students)

Name	Tool Icon
Sketch Tool (Not available on constructedresponse items)	
Highlighter 	
Note Pad	
Line Reader 	
Answer Masking 	
ReferenceSheet (<u>Spanish Only</u>)	
Pop-up Glossary (ASR Field Test) 	

Accessibility Features Identified In Advance



Name	Tool Icon
Zoom View (magnifier)	
Reverse Contrast	
Custom Masking	
Color Contrast	

Accommodations (for students with disabilities and/or ELs)

Name	Tool Icon
Text-to-Speech English (SWD, 504, EL) Text-to-Speech Spanish (SWD, 504, EL)	
Allow Accessibility Mode Testing	No icon (See slide23)





Special Situations (TTS)

- § The Science SBA Kiosk uses the default voice set on the student's workstation.
 - § See *Kiosk Installation Guide* for specific steps on how to change the default voice.
- § Assign all student text-to-speech accommodations PRIOR to student logging into tests.
 - § If you must add accommodation after student is scheduled but before they log in, click on *Generate Missing Student test Logins* button after TTS has been added:

Generate Missing Student Test Logins

There are some missing student test logins in this test session. It can be because of students added to the class after creating the test session. Please use the button below to generate test logins for these students.

Generate Missing Student Test Logins

- § If student logs in and realizes they do not have TTS, you must assign accommodation and then place them in new/different class

Special Situations (Spanish Tests)

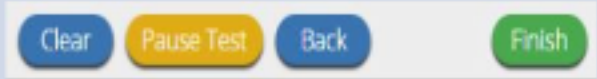

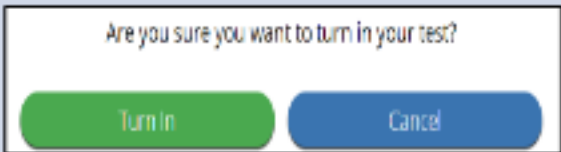



- Create separate class for Spanish test
- Schedule Spanish class for Spanish test
- Ensure Student changes Kiosk to Spanish version before they log-in
- Spanish TTS Accommodation
 - [Ensure Spanish TTS is selected](#)
 - Use Cepstral Software

**Switch between English
and Spanish Kiosk**



Test Turn-In

Steps	Button to Click
On the last item, students click Finish .	
On the test review screen, students click Turn In .	
Below the confirmation question, students click Turn In .	
Student returns to test section selection page and may select the next section or click Exit to exit the kiosk.	



FinishingTesting

1. Ensure nostudents are still “in progress”
 - § Use “Download Test Session Details” in Portal main test session tab for complete list!
2. Ensure any workstation that had stored responses was relaunched after the network connection has been restored (see slides 41-44)
3. For students who did not complete test,add test report codes and invalidate tests in accordance with PED policy



Special Situations (Proctor Password)

Type of Password	Utilization	Entered By
Student Password	Used to log the student into the appropriate test	Student
Session Access Code	Used to log the student into the appropriate session of the test	Student
Proctor Password**	Required if: <ol style="list-style-type: none">1. Student has been paused test for more than 20 minutes2. Student has been inactive formore thanhour3. Student has the Allow Accessibility Mode accommodation4. If the student has saved responses on their device (see slide 43: "What if astudent finishes a test but has no network connection?")	Proctor



Proctor password must be kept confidential.





Site Technology Preparation



Kiosk Requirements

§ Windows and Mac Applications

§ Available to download in [Portal \(22 Jan 2019\)](#)

§ iPad and Chromebook Applications

§ Available to download in iTunes/Google Play

§ Browser (practice test only)

§ Available on Chrome, Safari, Internet Explorer, Firefox, and Microsoft Edge



New kiosks are **ARE** required for Spring 2019!





Kiosk Requirements

Updated!

System Requirements– All Hardware

Connectivity	Must be able to connect to the internet via wired or wireless networks
Screen Size	9.7" screen size or larger/ "10-inch class" tablets or larger
Screen Resolution	1024 X 768
Browsers (Practice Test ONLY)	Chrome™ 71 or newer Firefox® 64 or newer Safari® 12 or newer Internet Explorer® 11 Microsoft Edge™ 42.17 or newer
Headphone/Earphone/Ear Buds	Headphones/earphones/ear buds are required for students who have a text-to-speech accommodation



Updated 21 Dec 2018. Check the [Measured Progress help and support site](#) for more recent updates.



Desktop and Laptop Specific Requirements

CPU	1.3 GHz
Memory	2 GB (4GBstrongly recommended)
Input Device	Keyboard – wired orwireless/Bluetooth ® mouse or touchpad
Windows® operating system	Windows 7, 8.1, 10 (32-bit and 64-bit)
Mac OS® operatingsystem	10.12* – 10.14 (64-bit only)

Tablet/Netbook/2-in-1 SpecificRequirements

iPad®	11.4 – 12.1
Chromebook™ notebook computer	Chrome OS™ 69 – 71
Windows-based tablets/netbooks/2-in-1	Windows 10 (32-bit and 64-bit) (Windows 10S is notsupported)



Updated 21 Dec 2018. Check the [Measured Progress help and support site](#) for more recent updates.





Kiosk Requirements (devices)

- § iPad users: use Automatic Assessment Configuration
- § iPad users: external keyboard is optional
- § *Mac 10.12: known bug (disappearing cursor), recommend updating
- § Mac OS 10.14: new setting must be enabled to allow kiosk to launch – see kiosk installation guide
- § Chrome users: ensure user's local data is not erased
- § Windows users: MSI for distribution using GPOs
- § Best Practice for all OS's: turn off auto updates during testing



Students testing on devices that do not meet the Student Workstation Specifications are likely to encounter performance-related issues during testing.

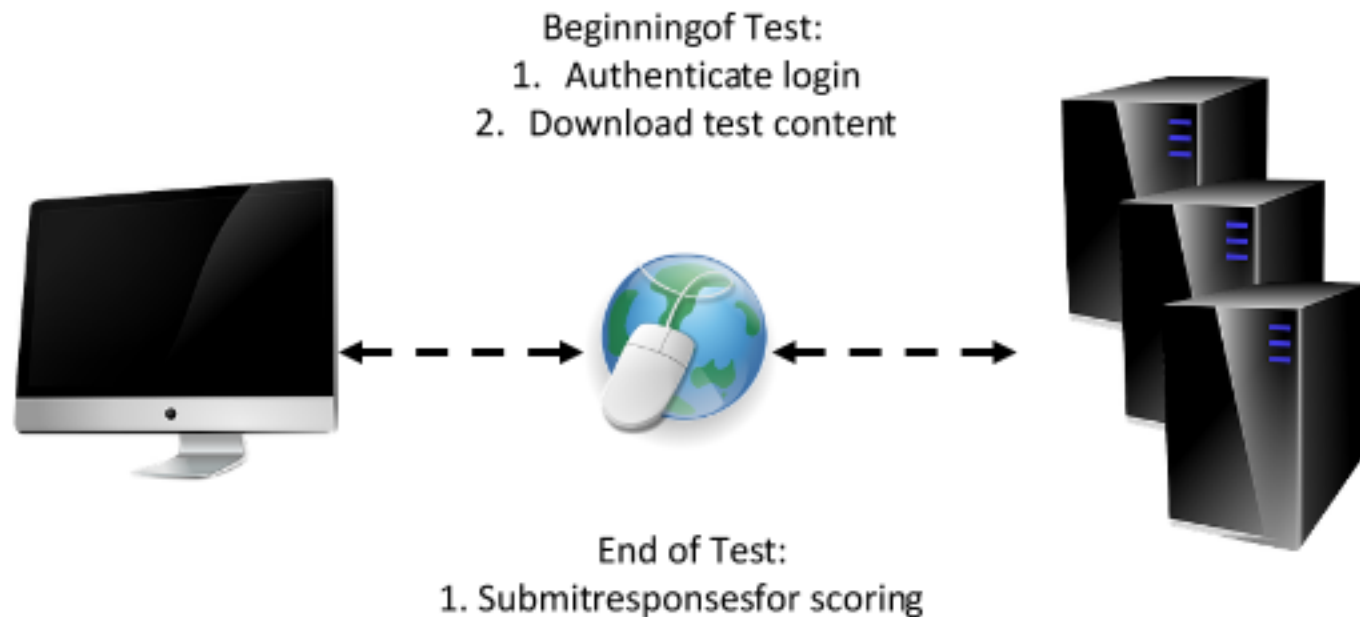


Technology Guidelines may be updated throughout the test administration window as new operating systems are released and tested. Do not update your test device OS until the Technology Guidelines have been updated.





Kiosk Requirements (network)

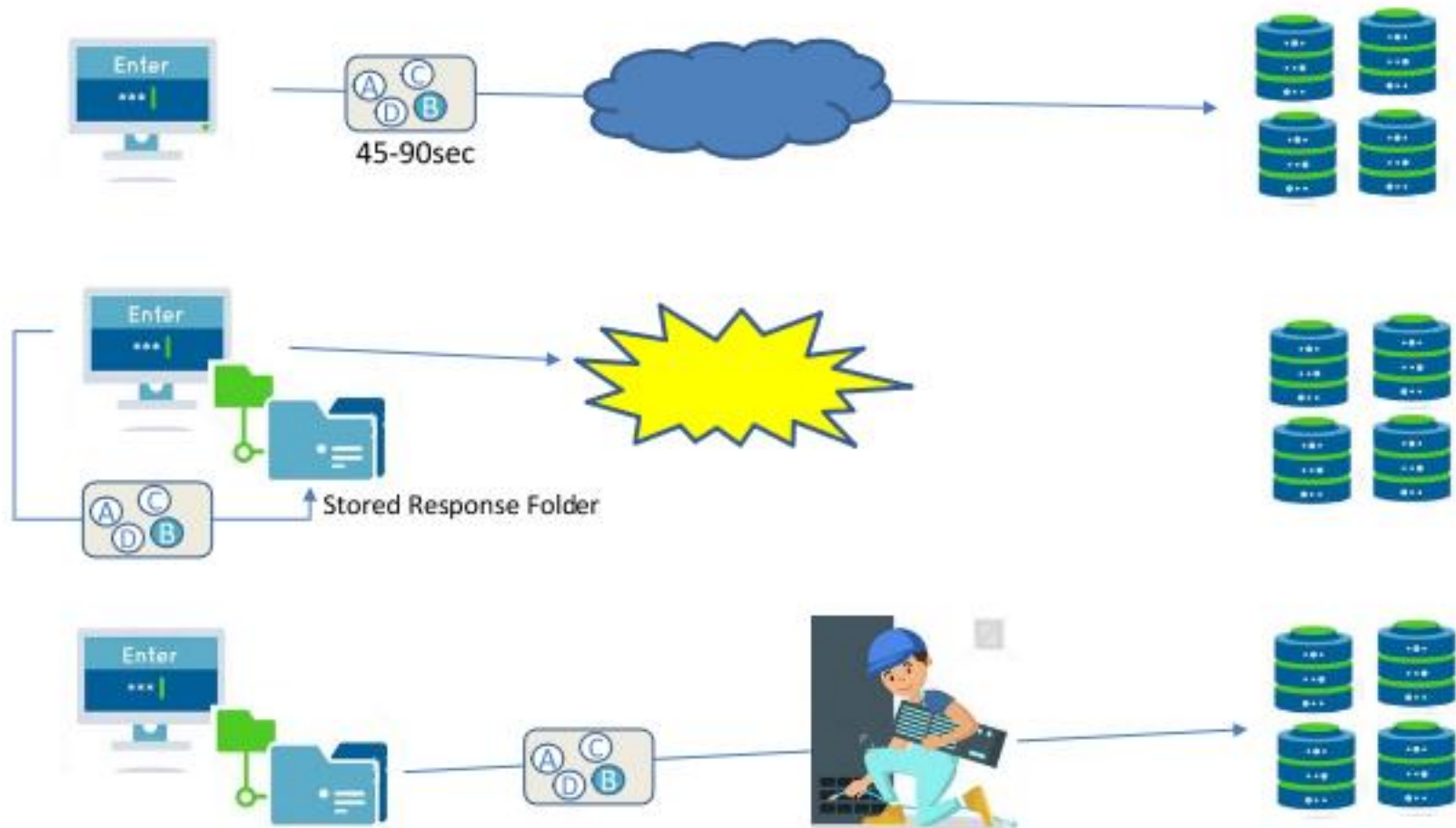


What happens if a student loses network connection in the middle of a test?





Kiosk Test Integrity

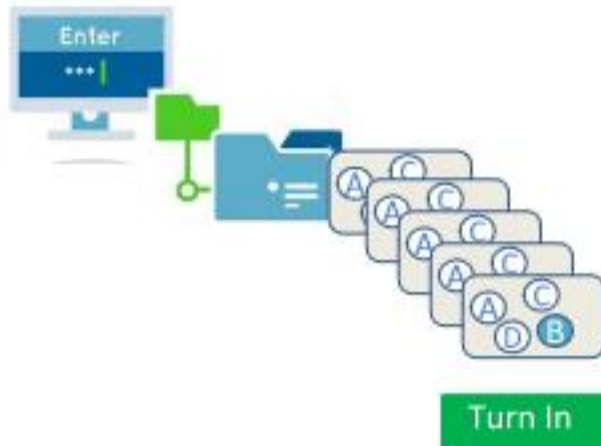




What if a student finishes a test but has no network connection?

Please raise your hand and notify your proctor.

A connection to the network could not be established. Your test has been saved offline.



Proctor: This student's test responses have been stored locally on this device. When network connection is restored, you must re-launch the tool or mobile app from this device in order to send the stored responses to the servers.

Do not move the student to a different workstation.

If you have any questions, please contact technical support immediately.

Proctor Password

Accept and Exit Test





Kiosk Test Integrity

Loss of Network Connectivity Procedure Summary

- § If a student loses network connectivity in the middle of a test:
 - § Keep testing on that device
 - § Test content and responses are stored securely on the test device
 - § Responses will be sent when network is restored
- § If student finishes and is ready to turn in test prior to network being restored:
 - § Allow student to turn in test
 - § Record the exact device the student is testing on
 - § Ensure no network management tools or system maintenance will alter that device's files or configuration
 - § When network connectivity is restored, return to that exact device and relaunch the kiosk
- § If you are unsure of the status of the student responses, call the help desk





Kiosk Requirements

§ **Firewalls**

- § Allow traffic through ports 80 and 443

§ **Proxy and Content Filter Servers**

- § List of URLs to whitelist on ports 80 and 443 available in Kiosk Installation Guide

§ **Sandboxing Applications (e.g. Deep Freeze)**

- § Choose network folder or local folder that is not touched by the sandboxing applications
- § Applicable for both stored response and kiosk installation folders

§ **Thin Clients**

- § Ensure there is enough memory, CPU, and bandwidth on the server to accommodate multiple student test sessions.
- § Client requires a minimum of 80 MB per Client session .

§ **Review Kiosk Installation Guide for further information**



Kiosk Installation Procedure

1. Review installation guide available at sba.onlinehelp.measuredprogress.org
2. Download and install Kiosks on each test device
 - Download Windows or Mac kiosks from Science SBA Portal
 - Download Chrome or iOS apps from app stores (search for New Mexico Science)
3. Install Kiosk on all testing devices
 - You do not un-install previous versions of the Kiosk!
4. Conduct Site Readiness Testing on all device configurations
 - There are two tests (system set-up and student interface)
 - Complete both tests to log results in Portal site readiness tab
5. Certify site is ready for online testing

See on line video tutorials for demonstrations!



Kiosk Installation Procedure

[Home](#)[Site Readiness](#)User: Jimmy Hendrix [Logout](#)[Home](#)

Welcome to the SBA Science Administration module for grades 4, 7, and High School. This site provides access to student information and test session details.

Based on device configurations at your facility, you or your IT coordinator need to download and install the appropriate student kiosk utilizing the links in the table below.

Windows	Student Windows Installer
Mac	Student Mac Installer

If you need assistance utilizing this site, please contact Measured Progress support at nmtechsupport@measuredprogress.org or by calling toll-free (877) 676-6722.

Site Readiness login for [Cyber City Sch1 \(Cyber City\)](#)

Username: WSR.1.6

Password: C2WJPC45

Kiosk Installation Procedure



SBA Science



NM Science

STUDENT SIGN IN

Username

Password

Sign In

Copyright © 2018 eMetric LLC
Carrier: 3.10.0 #0816237 #019
Shell: v3.10.0 #46b009d s116
[clear session](#)

English ▼



Access the Practice Test

Exit



Kiosk Installation Procedure

SBA Science

Not Workstation User? [Exit](#)

Hello, Workstation User

6-29		
State Student ID	Date of Birth	Gender
Cyber City Sch1		
School Name	Teacher	Grade

The following tests have been scheduled for you:

System Set-Up Test

[Check System Set-Up](#)

Student Interface Test

[Check Student Interface](#)



Kiosk Installation Procedure

System Set-Up Test

Screen Resolution: 1920x1080

Host: student.nm.measuredprogress.org

Operating System: Windows 10

① Connection Capacity Test Results: 1246 Simultaneous Test Downloads

Your download speed is 83.13 Mbps. ⓘ

Based upon the current calculated download speed between your testing device and the data center, a maximum of 1246 students may simultaneously log-in and download the test. If you plan to test more than 1246 students during the same period of time, divide them into groups of no more than 1246 students and stagger the groups' test log-in by 1-2 minutes.

② Connectivity Check passed.

All connectivity checks passed.

③ Screen resolution passed.

Current screen resolution is at least 1024x768.

④ Text-to-Speech check passed.

Test Finished.

[Return](#)

You've completed the System Set-Up Test. Please click the Return button to go back to the main selection page. Take the Student Interface Test in order to complete site readiness testing on this device.



Kiosk Installation Procedure

S&A Science

Not Workstation User? [Exit](#)

Hello, Workstation User

6-29		
State Student ID	Date of Birth	Gender
Cyber City Sch1		
School Name	Teacher	Grade

The following tests have been scheduled for you:

System Set-Up Test


[Check System Set-Up](#)

Student Interface Test

[Check Student Interface](#)



Kiosk Installation Procedure

 Home Site Readiness Students Classes Test Sessions Pre-ID Management Dashboard User: emetric ProjectManagement • Logout

Site Readiness Details

Cyber Valley Sch3 (Cyber Valley)

Device Name +	OS	Screen Size	Date and Time
Laptop-53	Windows 10	1920x1017	1/5/2017 3:54:06 PM
Laptop-53	Windows 10	1424x720	1/6/2017 7:29:37 AM

Showing 1 - 2 of 2

Site Certification

I certify that Site Readiness tests have been performed on the above machines and any noted issues have been resolved.

Certify Site Readiness

*Date and time is in Mountain Standard Time.

« Back

982 v3.8.2 Copyright © 2017 eMetric LLC Contact Us 877-676-6722



Practice Test Options

1. Use demo students in the portal. Between 22 Jan – 8 Feb, demo students and a practice test will be available in the portal for each school.
 - a) Assign accommodations to demo students, create classes, schedule test sessions and print log-in tickets for your students.
 - b) Have student launch the test kiosk and log in to the practice test with the test ticket log in information.

Best option for:

 - Practice end-to-end process of editing students, creating classes and scheduling test in the portal
 - Assigning specific accommodations to specific students for practice testing
 - Note: not available for ASR Field test
2. Use single username/password practice test with **web browser**

Best option for:

 - Practice testing on devices that do not have a testing kiosk installed
 - Note: kiosk is not secure, all accommodations *except* accessibility mode testing and screen zoom are available
3. Use single username/password practice test with **student Kiosk**

Best option for:

 - Realistic practice testing in secure kiosk without setting-up tests with demo students in portal and practice after demo students have been removed
 - Note: all accommodations are available except accessibility mode testing



Practice Test Options (SBA)

§ To access the practice test in **web browser**:

1. Launch Browser
2. go to <https://nmpracticetest.measuredprogress.org>
3. Enter the credentials below to log-in and begin test

§ To access the practice test in **student testing kiosk**:

1. Launch Kiosk
2. Click on the “Access the Practice Test” link
3. Enter the credentials below to log-in and begin test

SBA Practice Test	Username	Password
Grade 4 English	G4english	practice
Grade 4 Spanish	G4spanish	practice
Grade 7 English	G7english	practice
Grade 7 Spanish	G7spanish	practice
High School English	HSenglish	practice
High School Spanish	HSspanish	practice



Practice Test Options (ASR)

§ To access the practice test in **web browser**:

1. Launch Browser
2. go to <https://nmpracticetest.measuredprogress.org>
3. Enter the credentials below to log-in and begin test

§ To access the practice test in **student testing kiosk**:

1. Launch Kiosk
2. Click on the “Access the Practice Test” link
3. Enter the credentials below to log-in and begin test


ASR Practice Test	Username	Password
Grade 5 English	Grade5english	practice
Grade 5 Spanish	Grade5spanish	practice
Grade 8 English	Grade8english	practice
Grade 8 Spanish	Grade8spanish	practice
High School English	Grade11english	practice
High School Spanish	Grade11spanish	practice

Practice Test



SBA Science

— □ ×



NM Science


STUDENT SIGN IN

Username

Password

Sign In

English ▼

 [Access the Practice Test](#)

Exit

Copyright © 2018 eMetric LLC
Carrier: 3.10.0 #0816297 #649
Shell: v3.10.0 #06209d x110
[About Us](#)



Additional TrainingResources

§ Help Guides

§ Kiosk Installation Guide

§ Portal User Guide

 § Kiosk User's Guide (formerly *Test Administrators TechnologyGuide*)

§ TechnicalGuide forSpanish Language Support

 § Training videos
(<https://sba.onlinehelp.measuredprogress.org/training/>)

§ Support Desk

§ Call-in InformationSheet





Remember!

DTCs/STCs:

- § Deactivate unused accounts
- § Dashboard is not used for official accountability
- § Test report codes/ test invalidation will not prevent student from logging in to test but will prevent test from being scored
- § Download student test status 1-3 April 2019 to keep record of test status

TAs:

- § Ensure Students have TTS form BEFORE they log into test (see *TTS* slide)
- § Watch out for stored responses (see *What happens if student finishes test and network connection has not been restored?* slide)

ITCs:

- § New Kiosks DO need to be downloaded
- § Turn-off operating system auto updates
- § Both parts of site readiness test must be completed to log site readiness test results
- § Make sure network management tools don't delete stored response folder

Spanish Testers:

- § Spanish version of test must be scheduled – accommodation setting is for record-keeping only (see *Spanish Test* slide & Spanish Testing Guide)

Questions?