

# New Mexico Summative Assessments

- Grades 3-8 Math and ELA
  - Science Grades 5, 8, and 11
- Spring 2020 CBT Training



William Kinnison, eMetric  
Kaelee Harper, eMetric

# Agenda

- Key Dates
- Overview of System and Testing Process
- Portal Orientation and New Features
  - User Accounts
  - Student Roster Management
  - Classes
  - Test Sessions
  - Other Features
- Accommodations and Accessibility Features
- Student Test Kiosk Orientation and New Features
  - Logging-in and Navigating a Test
  - Turning in the Test (student)
  - Completing Testing (DTCs and STCs)
- Technical Requirements Overview
- Network Problems and Stored Student Responses
- Practice Test
- Additional Training Resources
- Reminders

*[See online video tutorials for demonstrations!](#)*

# Spring 2020 Math, ELA, and Science Test Milestones

Test Preparation Key Dates	
New Mexico Summative Assessment Portal Opens (manage users, download kiosks) <del>Practice in Portal with mock students begins</del>	Jan. 21, 2020
New Mexico Summative Assessment Portal is closed to load spring operational Pre-ID	Jan. 31, 2020
New Mexico Summative Assessment Portal opens for optional district Pre-ID uploads	Feb. 3, 2020
Optional district Pre-ID upload window closes	Feb. 14, 2020
Science (NM-ASR) Key Dates	
Updated full-length Science practice test available	Jan. 13, 2020
Science test available to schedule	Feb. 24, 2020
Science test administration window opens	Mar. 2, 2020
Science test administration window closes	Mar. 27, 2020
Database snapshot for science reporting (5:00 PM MST)	Apr. 1, 2020

Math and ELA (NM-MSSA) Key Dates	
Math and ELA practice tests available	Feb. 25, 2020
Math and ELA tests available to schedule	Mar. 30, 2020
Math and ELA test administration window opens	Apr. 6, 2020
Math and ELA test administration window closes	May 8, 2020
Database snapshot for Math and ELA reporting (5pm MST)	May 13, 2020
Initial Math and ELA reports available	TBD
Final Math and ELA reports available	TBD



## New Mexico Summative Assessment Portal: Online Test Administration System



## New Mexico Summative Assessment Kiosk: Student Test Delivery System



# Test Preparation Process

1. New DTC accounts made, previous administration's DTC accounts opened
2. DTCs create subordinate accounts for new users
3. New/current users confirm log-in

## ITCs

1. Review Kiosk Installation Guide
2. Download & install kiosk on test devices
3. Conduct integrated Site Readiness Test
4. Certify site is ready to test

## DTC/STC

1. Add/Edit/Transfer Students
2. Assign Accessibility Features and Accommodations
3. Create classes
4. Assign classes to tests (Test Sessions)

## DTC/STC/TA

1. Review test session (Classes & Accommodations)
2. Print Student Log-in tickets

## Students

1. Launch kiosk
2. Log-in and test

At end of test...

## DTC/STC/TA

1. If needed, add test report codes and invalidate tests



# New Mexico Summative Assessment Portal:

Online Test Administration System



## Orientation and New Features

# User Accounts

Updates!



- Portal Opened Jan 21, 2020
- New DTC: account will be created by Cognia & credentials e-mailed to you
- Already have a user account? Continue to use it!
- Not a DTC, don't have an account?
  - DTC's will create all new subordinate portal user accounts
  - Usernames must be unique
  - New users will receive two automated emails, one with username and one with temporary password from [nmttechsupport@cognia.org](mailto:nmttechsupport@cognia.org)
- ***Review user accounts and deactivate unused accounts immediately after portal opens!***
- ***Previous TA accounts are set for Science only. Add Math and ELA to use those TAs for Math and ELA tests!***
- ***Portal will remain open all year for access to Math and ELA reports***
- ***When an account is reactivated or deactivated, the user will receive an e-mail.***

**NEW!**

# User Accounts



Access	DTC	STC (for orgs assigned)	ITC (for orgs assigned)	TA (for orgs assigned)
Manage Users	Yes	Yes	Yes	View TA
Access Site Readiness Links	Yes	Yes	Yes	No
Access Proctor Password	Yes	Yes	No	No
Access Students	Yes	Yes	No	No
Access Roster Upload	Yes	No	No	No
Access Classes	Yes	Yes	No	No
Access Test Sessions	Yes	Yes	No	Yes for assigned test sessions
Download Test Completion Status	Yes	Yes	No	No
Student Enrollment Transfer	Yes*	Yes*	No	No
Access Dashboard	Yes	Yes	No	No
Invalidate Test	Yes	Yes	No	No



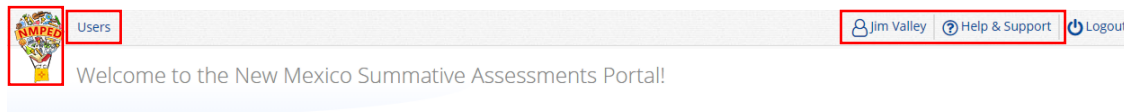


# User Accounts

Updates!



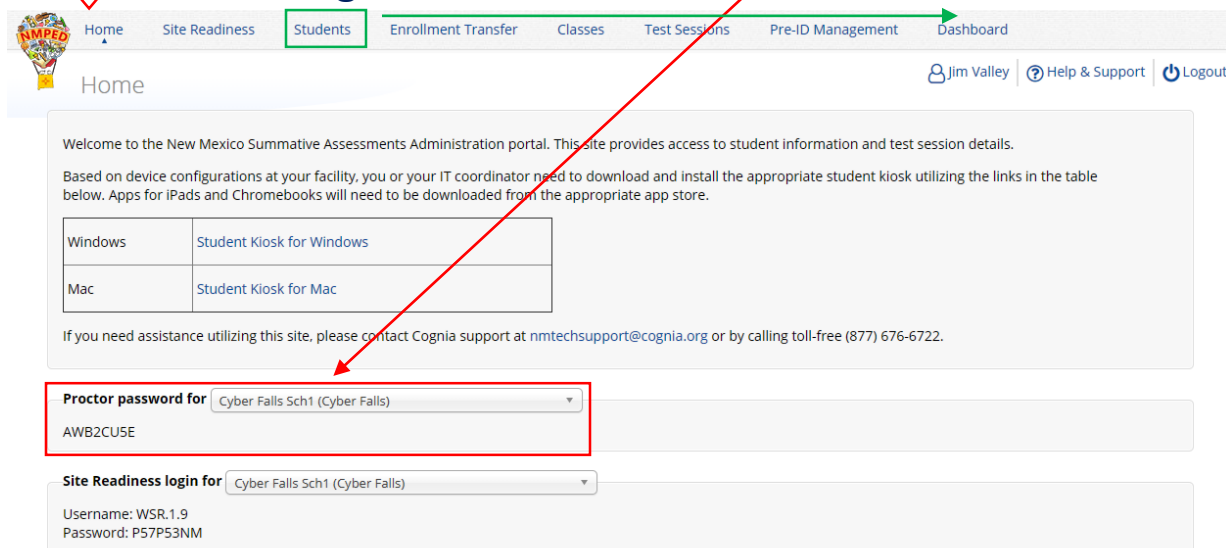
## Landing Page



### Administration

Organize students for testing,  
schedule tests, and monitor testing  
progress.

## Admin Page



Proctor Password  
(DTC and STCs)

Portal url: <https://newmexico.measuredprogress.org/>

Cognia Help and Support Site: <https://newmexico.onlinehelp.cognia.org/>

# Students



- Check student rosters
  - View or search students in a school
  - Download roster by selecting “Export Roster” under the “Exports” drop down
- Add, edit, un-enroll, or transfer students as needed
  - Can’t add student? They may be enrolled in different school – initiate transfer request
  - DTCs can transfer students between schools in their district
  - DTCs and STCs can unenroll students
  - DTCs and STCs can initiate transfer request for students outside of their district
- Check/edit accommodations
  - State Pre-ID will not include accommodations assigned to students
  - You can use the *Export Accommodations* button to download list of all students and their currently assigned accommodations
  - Edit student accommodations individually or use *Upload Accommodations* to edit multiple student records at one time
  - Note: will not be available during testing hours (7am-9pm)



# Students



[Home](#) [Site Readiness](#) [Students](#) [Enrollment Transfer](#) [Classes](#) [Test Sessions](#) [Pre-ID Management](#) [Dashboard](#)

[Jim Valley](#) [Help & Support](#) [Logout](#)

Students in Cyber Falls Sch1

Cyber Falls Sch1 (Cyber Falls)

Choose a Subject

1

4

3

Add Student

Upload Accommodations

Exports ▾

Last Name 🔍	First Name 🔍	Middle Initial 🔍	State Student ID 🔍	Tested Grade 🔍		5	2
Eighteen	Student		100000018	5	<a href="#">View Classes</a>	<a href="#">Enrollment Info</a>	<a href="#">Edit</a>
Eleven	Student		100000011	5	<a href="#">View Classes</a>	<a href="#">Enrollment Info</a>	<a href="#">Edit</a>
Fifteen	Student		100000015	5	<a href="#">View Classes</a>	<a href="#">Enrollment Info</a>	<a href="#">Edit</a>
Five	Student		100000005	5	<a href="#">View Classes</a>	<a href="#">Enrollment Info</a>	<a href="#">Edit</a>
Forty	Student		100000040	5	<a href="#">View Classes</a>	<a href="#">Enrollment Info</a>	<a href="#">Edit</a>
Fortyeight	Student	M	100000048	5	<a href="#">View Classes</a>	<a href="#">Enrollment Info</a>	<a href="#">Edit</a>
Fortyfive	Student		100000045	5	<a href="#">View Classes</a>	<a href="#">Enrollment Info</a>	<a href="#">Edit</a>
Fortyfour	Student	T	100000044	5	<a href="#">View Classes</a>	<a href="#">Enrollment Info</a>	<a href="#">Edit</a>
Fortynine	Student		100000049	5	<a href="#">View Classes</a>	<a href="#">Enrollment Info</a>	<a href="#">Edit</a>
Fortyone	Student		100000041	5	<a href="#">View Classes</a>	<a href="#">Enrollment Info</a>	<a href="#">Edit</a>

Showing 1 - 10 of 46

Page 1 of 5 [Next](#) [>](#) 6 10 ▾ per page

# Students



- Updated Student Demographics Screen



Student Information

Accommodations

Classes

State Student ID: *	<input type="text" value="100000045"/>
NASIS ID (BIE only):	<input type="text"/>
First Name: *	<input type="text" value="Student"/>
Middle Initial:	<input type="text"/>
Last Name: *	<input type="text" value="Fortyfive"/>
Gender: *	<input type="text" value="Male"/> <input type="button" value="X"/>
Date of Birth: *	<input type="text" value="01/17/1999"/>
Tested Grade: *	<input type="text" value="5"/> <input type="button" value="X"/> <small>IMPORTANT: Changing grade will remove the student from all current grade level classes.</small>
Hispanic/Latino Ethnicity: *	<input type="text" value="Choose a value"/>
<small>Please choose at least one race.</small>	
American Indian/Alaskan Native:	<input type="checkbox"/>
Asian:	<input type="checkbox"/>
Black or African American:	<input type="checkbox"/>
Native Hawaiian or Other Pacific Islander:	<input type="checkbox"/>
White:	<input type="checkbox"/>
Multi-Race:	<input type="checkbox"/>
EL Status:	<input type="text" value="Choose a value"/>
Bilingual Education:	<input type="text" value="Choose a value"/>
Special Education:	<input type="text" value="Choose a value"/>
Migrant:	<input type="text" value="Choose a value"/>
Economically Disadvantaged (district use only):	<input type="text" value="Choose a value"/>
Gifted:	<input type="text" value="Choose a value"/>
504 Plan:	<input type="text" value="Choose a value"/>
Title I:	<input type="text" value="Choose a value"/>
New Arrival:	<input type="text" value="Choose a value"/>
Homeless:	<input type="text" value="Choose a value"/>
Foster Care:	<input type="text" value="Choose a value"/>
Military:	<input type="text" value="Choose a value"/>
Student Testing Mode:	<input type="text" value="Choose a value"/>
Home School Status:	<input type="text" value="Choose a value"/>
Not Full Academic Year BIE:	<input type="text" value="Choose a value"/>
FAY:	<input type="text" value="Choose a value"/>

Save

Cancel

# District Pre-ID Upload



- 31 Jan: Students Loaded from State Pre-ID (40 day)
  - Includes **ALL** students for Math and ELA as well as Science Assessments
  - Does not include accommodations assignments
- 3 Feb – 14 Feb: District Pre-ID Upload
- District Uploaded Pre-ID will **OVERWRITE** State Pre-ID loaded on 31 Jan
- Any subsequent district Pre-ID upload will **OVERWRITE** previous changes
  - Students **will not** be deleted
  - Students **will be** added or moved
- Record limit: 40,000
- Initial Validation: file format & layout, contains data within record limits
- Overnight Validation: valid values
- Upload by 5 pm mountain time
- Error file provided



# District Pre-ID Upload

Pre-ID Management for New Mexico State

2

1

1 Select a file to be uploaded

1

3  No file chosen

4

Blank Template

Data Definitions file on Cognia Help and Support Site

Pending, Processed or Validation Errors link

File Name	File Size (Bytes)	Upload Date	Uploaded By	Uploaded Records	Records with Error	Status
5 Pre-ID UAT 1-399 Initial2.	39118	09/12/2019 4:38:38 PM	Admin eMetric	399	0	Processed
Pre-ID UAT Partner.	17706	09/12/2019 11:29:10 AM	Admin eMetric	180	0	Processed
Pre-ID UAT 1-399 Initial.	38818	09/12/2019 11:23:42 AM	Admin eMetric	399	300	Validation Error

See Portal User Guide or help and support site for error codes provided in Validation Errors file



# Enrollment Transfer Request

Request to transfer students into your school or district from another district

## Permissions:

- DTC can initiate, approve, reject and view requests for all schools in their district *and* can transfer students within their district
- STCs can initiate request and view requests for their assigned school(s)
- State or Cognia help desk approves unenrolled students

## Workflow:

- Requestor: Search by student ID, last name and DOB
  - If student is located, request transfer, add optional note
- Receiver: e-mail and portal notification
  - Approve or Deny request (denial requires note)
- Requestor: e-mail notification of approval/denial

## Note:

- All requests, approval, denials logged in Portal
- Test Sessions are *not* transferred, use notes to indicate what sessions a student has already completed.

# Enrollment Transfer Request



Enrollment Transfer

Organization

Status:

Pending  
Canceled  
Approved  
Rejected

Request Transfer

Approvals

Requests

Your requests

Request ID	State Student ID	First Name	Last Name	Requesting Organization	Assigned Organization	Request Date	Status	
7	100000038	Student	Thirtyeight	Cyber Valley Sch1	Cyber Falls Sch1	09/27/2019 2:09:26 PM	Rejected	<a href="#">View Details</a>
6	100000037	Student	Thirtyseven	Cyber Valley Sch1	Cyber Falls Sch1	09/27/2019 2:08:52 PM	Approved	<a href="#">View Details</a>
5	100000044	Student	Fortyfour	Cyber City Sch1	Cyber Falls Sch1	09/27/2019 1:57:07 PM	Canceled	<a href="#">View Details</a>
4	100000034	Student	Thirtyfour	Cyber City Sch1	Cyber Falls Sch1	09/27/2019 1:13:18 PM	Canceled	<a href="#">View Details</a>
3	100000036	Student	Thirtysix	Cyber Valley Sch1	Cyber Falls Sch1	09/27/2019 1:07:29 PM	Canceled	<a href="#">View Details</a>
2	100000036	Student	Thirtysix	Cyber Valley Sch1	Cyber Falls Sch1	09/27/2019 11:12:48 AM	Canceled	<a href="#">View Details</a>
1	100000037	Student	Thirtyseven	Cyber Valley Sch1	Cyber Falls Sch1	09/26/2019 3:37:42 PM	Canceled	<a href="#">View Details</a>

Showing 1 - 7 of 7

Requests sent to  
you from other  
organizations

Transfer request details of Student Ninety-nine (100000099)

**Request Details:**

**Requested By:** Admin eMetric (Admin)

**Date:** 11/19/2019 1:43:00 PM

**Notes:** Please let me know what science test sessions the student completed.

[of Use](#) [Privacy Policy](#)



# Enrollment Transfer Request




*Request Enrollment Transfer* X

State Student ID: \*

Last Name: \*

Date of Birth (MM/DD/YYYY): \*



*Request Enrollment Transfer* X

State Student ID: \*

Last Name: \*

Date of Birth (MM/DD/YYYY): \*

*Student found. Select organization information below:*

Student will be transferred from:

Select the school in which you want to transfer the student: **Student Ninetynine (100000099)**

Notes: (Optional)



# Enrollment Transfer Request

## Enrollment request - requestor's view

Cyber City Sch1 (Cyber City) Pending

Request Transfer

Approvals Requests

Request ID	State Student ID	First Name	Last Name	Requesting Organization	Assigned Organization	Request Date	Status	
8	100000099	Student	Ninety-nine	Cyber City Sch1	Cyber Falls Sch2	11/19/2019 1:43:00 PM	Pending	<a href="#">View Details</a> <a href="#">Cancel</a>

Showing 1 - 1 of 1

## Enrollment request - receiver's view

Cyber Falls Sch2 (Cyber Falls) Pending

Request Transfer

Approvals Requests

Request ID	State Student ID	First Name	Last Name	Requesting Organization	Assigned Organization	Request Date	Status	
8	100000099	Student	Ninety-nine	Cyber City Sch1	Cyber Falls Sch2	11/19/2019 1:43:00 PM	Pending	<a href="#">View Details</a> <a href="#">Approve</a> <a href="#">Reject</a>

Showing 1 - 1 of 1

# Classes

Updates!



- Groups of one or more students who will take a test
  - Separate class needed for English and Spanish Testers
  - Create classes by grade and subject
  - Classes cannot be deleted once they have been saved

Mathematics Classes in Cyber City Sch1

1 2 3 4

Cyber City Sch1 (Cyber City) Mathematics

Create Grade Level Class Upload Grade Level Class

Class	Teacher	Grade	Student Count	
Proctor, Deeann-NikTest2-(Grade -3)	Proctor, Deeann	3	0	View   Edit

Showing 1 - 1 of 1

v3.14.1.1 Copyright © 2020 eMetric LLC Contact Us 877-676-6722 Terms of Use Privacy Policy

# Classes

Updates!



- Groups of one or more students who will take a test
  - Students can be assigned to more than one class!
  - Limit of 90 students per class



Home Site Readiness Students Enrollment Transfer **Classes** Test Sessions Pre-ID Management Dashboard Materials Management Admin eMetric Help & Support Logout

Add New Science Class In Cyber Falls Sch1

**Class Information**

Class Name:

Teacher:  Grade:

Choose a Teacher Choose a Grade

**Search for Students**

Grade:  Class:

Choose a Grade Choose a Class

☐ Show only students that are not assigned to a class

Showing students in: Cyber Falls Sch1

Last Name, First Name (State Student ID)

Sort By: State Student...

Eighteen, Student (100000018)  
Eleven, Student (100000011)  
Fifteen, Student (100000015)  
Five, Student (100000005)  
Forty, Student (100000040)  
Fortyeight, Student (100000048)  
Fortyfive, Student (100000045)  
Fortyfour, Student (100000044)  
Fortynine, Student (100000049)  
Fortyone, Student (100000041)

Add Remove

Students in: 24/30

One, Student (100000001)  
Two, Student (100000002)  
Three, Student (100000003)  
Six, Student (100000006)  
Seven, Student (100000007)  
Nine, Student (100000009)  
Seventeen, Student (100000017)  
Nineteen, Student (100000019)  
Twenty, Student (100000020)  
Twentyone, Student (100000021)

Save Cancel

Use this to prevent adding students to more than one class

Shows number of students in class




# Classes

- Use class Upload to save time and stay organized

Home Site Readiness Students Enrollment Transfer **Classes** Test Sessions Pre-ID Management Dashboard Admin eMetric Help & Support Logout

Upload Classes to Cyber City Sch1

Select a grade and a file to be uploaded

 Download Template

Grade:  
3

Choose File No file chosen

v3.14.1.1 Copyright © 2020 eMetric LLC [Contact Us](#) [877-676-6722](#) [Terms of Use](#) [Privacy Policy](#)



# Test Sessions

## Preparing for and monitoring testing

- Schedule a test session (assign class to test)

**NEW!**

Select program, subject, and then test

- Science tests available 24 Feb
- Math and ELA tests available 30 March
- Check test name for language and grade
- Note: No Spanish language test for ELA, students will take paper Spanish SBA Reading

- Go to the scheduled test session to:

- Access Session Access Codes
- Review students in the test session
- Check student forms (TTS)
- Print test tickets with students' usernames and passwords
- Ensure student has accessibility and accommodations listed on test ticket
- Monitor test sessions, download test session information

**NEW!**

Download list of students not scheduled for a test (available mid February)

# Test Sessions

## Completing testing




- Check student test status for tests “not started” or “in progress”
  - In progress tests will still be scored if they are not invalidated with test completion code
- For students who cannot complete the test:
  - Invalidate each of the test sessions
  - and*
  - Enter a test report code

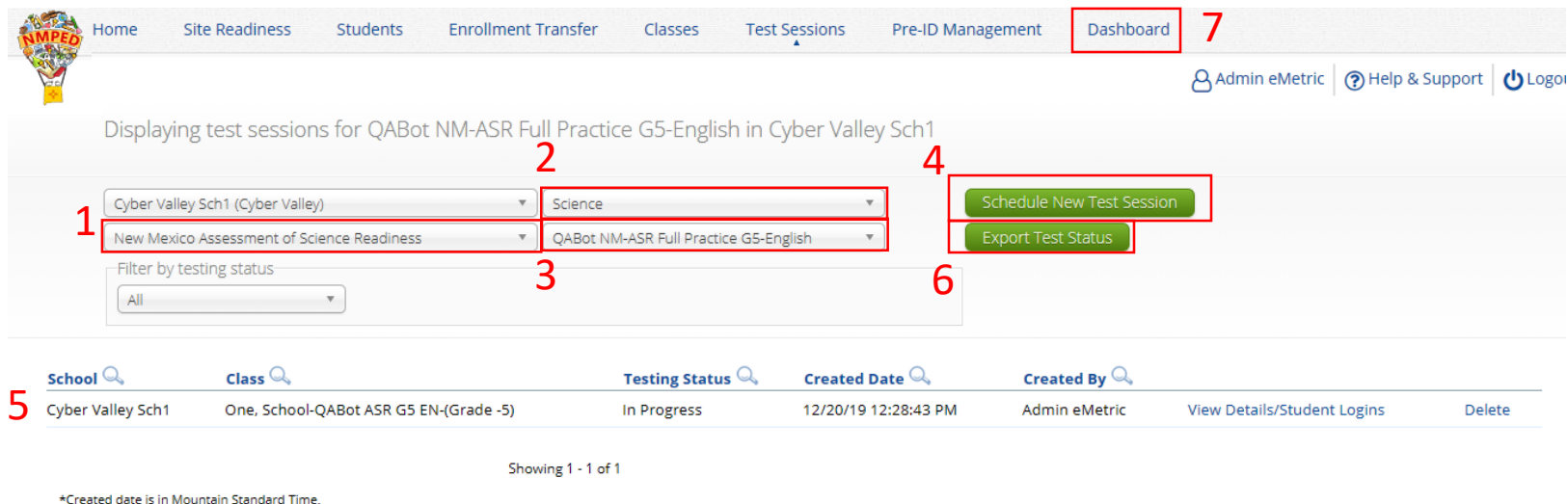
When the test is **both invalidated and a test report code is entered**, the test ***will not be reported***

  - If a test is inadvertently invalidated or a test report code is entered, the test can be reactivated and the test report code can be removed
  - Note: Students can still log into a test regardless of the test invalidation or test report code
  - Note: PED will review all invalidated tests after the test window closes for final decision
- Complete the above activities prior to date of database snapshot (5pm on 3 April for Science, 5 pm on 13 May for Math and ELA)
- ***No other action is needed to complete the test administration!***



# Test Sessions

- District and School-level dashboard for monitoring testing  
 ***Not to be used for accountability purposes!***
- Download list of students with their test completion status by school/test



The screenshot shows the 'Test Sessions' dashboard. At the top, a navigation bar includes links for Home, Site Readiness, Students, Enrollment Transfer, Classes, Test Sessions, Pre-ID Management, and Dashboard (highlighted with a red box and the number 7). On the right, there are links for Admin eMetric, Help & Support, and Logout. Below the navigation bar, the text reads 'Displaying test sessions for QABot NM-ASR Full Practice G5-English in Cyber Valley Sch1'. The main content area features several filters: 'School' (Cyber Valley Sch1 (Cyber Valley) - highlighted with a red box and number 1), 'Class' (Science - highlighted with a red box and number 2), 'Testing Status' (New Mexico Assessment of Science Readiness - highlighted with a red box and number 3), and 'Created Date' (QABot NM-ASR Full Practice G5-English - highlighted with a red box and number 4). There are also buttons for 'Schedule New Test Session' (highlighted with a red box and number 5) and 'Export Test Status' (highlighted with a red box and number 6). A 'Filter by testing status' dropdown is set to 'All'. Below the filters, a table displays the test session details. The table has columns for School, Class, Testing Status, Created Date, Created By, and actions (View Details/Student Logins, Delete). The table shows one entry for Cyber Valley Sch1, One, School-QABot ASR G5 EN-(Grade -5), In Progress, 12/20/19 12:28:43 PM, Admin eMetric. At the bottom, it says 'Showing 1 - 1 of 1' and '\*Created date is in Mountain Standard Time.'

School	Class	Testing Status	Created Date	Created By	View Details/Student Logins	Delete
Cyber Valley Sch1	One, School-QABot ASR G5 EN-(Grade -5)	In Progress	12/20/19 12:28:43 PM	Admin eMetric	<a href="#">View Details/Student Logins</a>	<a href="#">Delete</a>



# Test Session Details



[Home](#) [Site Readiness](#) [Students](#) [Enrollment Transfer](#) [Classes](#) [Test Sessions](#) [Pre-ID Management](#) [Dashboard](#) [Materials Management](#)

[Admin eMetric](#)

[Logout](#)

## Test Sessions

**District:** Cyber Falls  
**Administration:** NM Admin  
**Teacher:** Ford, Harrison  
**Class:** Ford, Harrison-Sample Grade 5 Class-(Grade -5)  
**Test Name:** Sample NM Science G5 Test 1  
**Testing Window:** 09/24/2019 to 06/01/2020

**School:** Cyber Falls Sch1  
**Content Area:** Science

Test is in progress. It ends on 06/01/2020. Students may log in and take the test using their username and password shown below.

## Session Access Code

Access Codes		
Session Sequence	Session Name	Access Code
1	Session 1	3027324746
2	Session 2	8864355112

[« Back to Test Sessions](#)

Session:

[Choose a Session](#)

## Test Tickets

## Test Report Code

## Test Status

## Test Invalidate

1 login per page

Print selected logins

Print all logins (9)

Form Name

Test Status

Test Invalidate

	Last Name	First Name	Username	Password	Form Name	Test Report Code	Status	Date/Time Started	Date/Time Completed	Invalidate
	Fortyeight	Student	10000048	C66DE8A2	Sample NM Science Form 1	+	Session 1:Finished ( Reactivate )	12/26/2019 3:04:57 PM	12/26/2019 3:05:10 PM	Invalidate
	Fortyfive	Student	10000045	CD763E83	Sample NM Science Form 1	+	Session 2:In Progress	12/26/2019 3:06:19 PM		Invalidate
	Fortyfour	Student	10000044	4722F2E4	Sample NM Science Form 1 - TTS	+	Session 1:Not Started			Invalidate
	Fortynine	Student	10000049	A38F6464	Sample NM Science Form 1	+	Session 2:Not Started			Invalidate
	Fortyone	Student	10000041	D62B239F	Sample NM Science Form 1	+	Session 1:Not Started			Invalidate
							Session 2:Not Started			Invalidate

v3.13.8.2

Copyright © 2019 eMatrix LLC

Contact Us

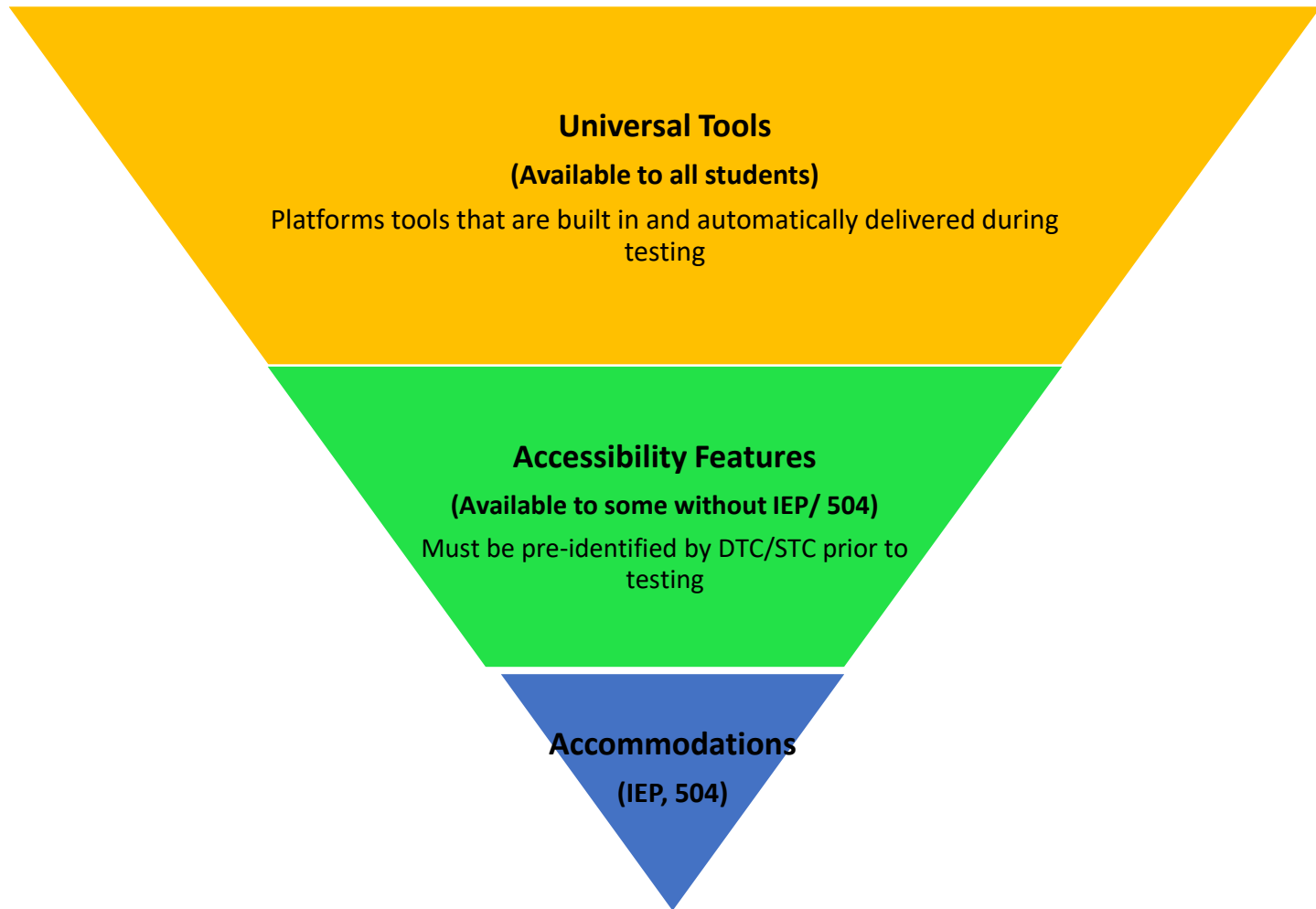
877-676-6722

Terms of Use

Privacy

v3.13.8.2 Copyright © 2019 eMetric LLC [Contact Us](#) 877-676-6722 [Terms of Use](#) [Privacy Policy](#)

# Student Tools, Accommodations and Accessibility Features



# Student




Student universal tools, accessibility features and accommodations options have changed

- *Zoom View (Magnifier)* is now universal tool – all students will automatically have access to this
  - *Answer Masking* is now accessibility feature (**replaced by *Answer Eliminator* as universal tool**)
  - ASL Videos (Math and ELA)
  - Calculators on Non-Calculator sections of Math Test
  - Embedded word prediction (Chrome only, provides Co:Writer word prediction within text response items, may delay test log-in by ~1min)
- 
- Accessibility features and accommodations for Science aligned with Math and ELA where possible
  - Brief description added to each accommodation and accessibility feature (not intended to be comprehensive description of feature)

# Universal Tools Delivered by Platform



Name	Tool Icon
<b>Sketch Tool</b> <i>(Not available on constructed response items)</i>	
<b>Text Highlighter</b>	
<b>Note Pad</b>	
<b>Line Reader</b>	
<b>Answer Eliminator</b> 	
<b>Reference Sheet</b>	
<b>Pop-up Glossary</b>	

# Universal Tools Delivered by Platform



Name	Tool Icon
Zoom View (magnifier) <b>NEW!</b>	
Bookmark	
Expand Passage	
Basic Calculator* Scientific Calculator* <b>NEW!</b>	
*Also available as accommodation on non-calculator portions of the Math test	
Writing Tools <b>NEW!</b>	



# Accessibility Features Delivered by Platform

(Must be pre-identified before testing, but student does not need a legal plan to have accessibility features assigned to them for testing.)

Name	Tool Icon
Reverse Contrast	
Custom Masking	
Color Contrast	
Answer Masking	<div><div>Hide All</div><div>  Planting tree crops with ground cover after logging a natural forest could decrease the amount of erosion.</div></div>
Mathematics Text-to-Speech English Mathematics Text-to-Speech Spanish Science Text-to-Speech English Science Text-to-Speech Spanish	<div>Text-to-Speech:    </div>

# Accommodations Delivered by Platform



Name	Tool Icon
ELA Text-to-Speech English (SWD, 504, EL)	
Allow Accessibility Mode Testing	No icon
Word Prediction (Embedded)	 
ASL Videos (Math and ELA)	 

# Assigning Platform Delivered Accessibility and Accommodations



## Accessibility Features

*Delivered by the Test Platform*

- ☐ Reverse Contrast ⓘ
- ☐ Custom Masking ⓘ
- ☐ Color Contrast ⓘ
- ☐ Answer Masking ⓘ
- ☐ Mathematics Text-to-Speech English ⓘ
- ☐ Mathematics Text-to-Speech Spanish ⓘ
- ☐ Science Text-to-Speech English ⓘ
- ☐ Science Text-to-Speech Spanish ⓘ

## Accommodations

*Delivered by the Test Platform*

- ☐ ELA Text-to-Speech English ⓘ
- ☐ Allow Accessibility Mode Testing ⓘ
- ☐ ASL Video (Mathematics) ⓘ
- ☐ ASL Video (ELA) ⓘ
- ☐ Basic Calculator on Non-Calculator Sections of Mathematics Test ⓘ
- ☐ Scientific Calculator on Non-Calculator Sections of Mathematics Test ⓘ
- ☐ Word Prediction (Embedded) ⓘ

## Accommodations

*Delivered Externally*

- ☐ Headphones/Noise Buffer ⓘ
- ☐ Mathematics Tools ⓘ
- ☐ Word Prediction ⓘ
- ☐ Speech-to-Text ⓘ
- ☐ Human Signer ⓘ
- ☐ Human Signer for Test Directions ⓘ
- ☐ Braille Notetaker ⓘ
- ☐ Braille Writer ⓘ
- ☐ Refreshable Braille Display with Screen Reader (Mathematics and ELA only) ⓘ
- ☐ Screen Reader (Mathematics and ELA only) ⓘ
- ☐ Tactile Graphics ⓘ
- ☐ Human Reader English (IEP, 504, EL) ⓘ
- ☐ Human Reader Spanish (IEP, 504) ⓘ
- ☐ Read Aloud to Self ⓘ
- ☐ Human Scribe ⓘ
- ☐ Assistive Technology Device Presentation ⓘ
- ☐ Assistive Technology Device Responses ⓘ

## Accommodations for English Learners(EL)

*Delivered by the Test Platform*

- ☐ Spanish Language Version (Mathematics and Science only) ⓘ

## Accommodations for English Learners(EL)

*Delivered Externally*

- ☐ Picture Dictionary ⓘ
- ☐ Directions in Native Language ⓘ
- ☐ Commercial Word-To-Word Dictionary ⓘ
- ☐ Customized Dual Language Glossary ⓘ
- ☐ Pocket Word-To-Word Translator ⓘ



# Assigning Accessibility and Accommodations: Spanish Testers



## Accessibility Features

*Delivered by the Test Platform*

- ☐ Reverse Contrast ⓘ
- ☐ Custom Masking ⓘ
- ☐ Color Contrast ⓘ
- ☐ Answer Masking ⓘ
- ☐ Mathematics Text-to-Speech English ⓘ
- ☐ **Mathematics Text-to-Speech Spanish ⓘ**
- ☐ Science Text-to-Speech English ⓘ
- ☐ **Science Text-to-Speech Spanish ⓘ**

## Accommodations

*Delivered by the Test Platform*

- ☐ ELA Text-to-Speech English ⓘ
- ☐ Allow Accessibility Mode Testing ⓘ
- ☐ ASL Video (Mathematics) ⓘ
- ☐ ASL Video (ELA) ⓘ
- ☐ Basic Calculator on Non-Calculator Sections of Mathematics Test ⓘ
- ☐ Scientific Calculator on Non-Calculator Sections of Mathematics Test ⓘ
- ☐ Word Prediction (Embedded) ⓘ

## Accommodations

*Delivered Externally*

- ☐ Headphones/Noise Buffer ⓘ
- ☐ Mathematics Tools ⓘ
- ☐ Word Prediction ⓘ
- ☐ Speech-to-Text ⓘ
- ☐ Human Signer ⓘ
- ☐ Human Signer for Test Directions ⓘ
- ☐ Braille Notetaker ⓘ
- ☐ Braille Writer ⓘ
- ☐ Refreshable Braille Display with Screen Reader (Mathematics and ELA only) ⓘ
- ☐ Screen Reader (Mathematics and ELA only) ⓘ
- ☐ Tactile Graphics ⓘ
- ☐ Human Reader English (IEP, 504, EL) ⓘ
- ☐ Human Reader Spanish (IEP, 504) ⓘ
- ☐ Read Aloud to Self ⓘ
- ☐ Human Scribe ⓘ
- ☐ Assistive Technology Device Presentation ⓘ
- ☐ Assistive Technology Device Responses ⓘ

## Accommodations for English Learners(EL)

*Delivered by the Test Platform*

- ☐ **Spanish Language Version (Mathematics and Science only) ⓘ**

## Accommodations for English Learners(EL)

*Delivered Externally*

- ☐ Picture Dictionary ⓘ
- ☐ Directions in Native Language ⓘ
- ☐ Commercial Word-To-Word Dictionary ⓘ
- ☐ Customized Dual Language Glossary ⓘ
- ☐ Pocket Word-To-Word Translator ⓘ

**Place the student in a class with Spanish testers and assign class to Spanish Version of Test!**

# Assigning Externally Delivered Accessibility and Accommodations



## Accessibility Features

*Delivered by the Test Platform*

- ☐ Reverse Contrast ⓘ
- ☐ Custom Masking ⓘ
- ☐ Color Contrast ⓘ
- ☐ Answer Masking ⓘ
- ☐ Mathematics Text-to-Speech English ⓘ
- ☐ Mathematics Text-to-Speech Spanish ⓘ
- ☐ Science Text-to-Speech English ⓘ
- ☐ Science Text-to-Speech Spanish ⓘ

## Accommodations

*Delivered by the Test Platform*

- ☐ ELA Text-to-Speech English ⓘ
- ☐ Allow Accessibility Mode Testing ⓘ
- ☐ ASL Video (Mathematics) ⓘ
- ☐ ASL Video (ELA) ⓘ
- ☐ Basic Calculator on Non-Calculator Sections of Mathematics Test ⓘ
- ☐ Scientific Calculator on Non-Calculator Sections of Mathematics Test ⓘ
- ☐ Word Prediction (Embedded) ⓘ

## Accommodations

*Delivered Externally*

- ☐ Headphones/Noise Buffer ⓘ
- ☐ Mathematics Tools ⓘ
- ☐ Word Prediction ⓘ
- ☐ Speech-to-Text ⓘ
- ☐ Human Signer ⓘ
- ☐ Human Signer for Test Directions ⓘ
- ☐ Braille Notetaker ⓘ
- ☐ Braille Writer ⓘ
- ☐ Refreshable Braille Display with Screen Reader (Mathematics and ELA only) ⓘ
- ☐ Screen Reader (Mathematics and ELA only) ⓘ
- ☐ Tactile Graphics ⓘ
- ☐ Human Reader English (IEP, 504, EL) ⓘ
- ☐ Human Reader Spanish (IEP, 504) ⓘ
- ☐ Read Aloud to Self ⓘ
- ☐ Human Scribe ⓘ
- ☐ Assistive Technology Device Presentation ⓘ
- ☐ Assistive Technology Device Responses ⓘ

## Accommodations for English Learners(EL)

*Delivered by the Test Platform*

- ☐ Spanish Language Version (Mathematics and Science only) ⓘ

## Accommodations for English Learners(EL)

*Delivered Externally*

- ☐ Picture Dictionary ⓘ
- ☐ Directions in Native Language ⓘ
- ☐ Commercial Word-To-Word Dictionary ⓘ
- ☐ Customized Dual Language Glossary ⓘ
- ☐ Pocket Word-To-Word Translator ⓘ

# Assigning Accessibility and Accommodations: Screen Reader



## Accessibility Features

Delivered by the Test Platform

- ☐ Reverse Contrast ⓘ
- ☐ Custom Masking ⓘ
- ☐ Color Contrast ⓘ
- ☐ Answer Masking ⓘ
- ☐ Mathematics Text-to-Speech English ⓘ
- ☐ Mathematics Text-to-Speech Spanish ⓘ
- ☐ Science Text-to-Speech English ⓘ
- ☐ Science Text-to-Speech Spanish ⓘ

## Accommodations

Delivered by the Test Platform

- ☐ ELA Text-to-Speech English ⓘ
- ☐ Allow Accessibility Mode Testing ⓘ
- ☐ ASL Video (Mathematics) ⓘ
- ☐ ASL Video (ELA) ⓘ
- ☐ Basic Calculator on Non-Calculator Sections of Mathematics Test ⓘ
- ☐ Scientific Calculator on Non-Calculator Sections of Mathematics Test ⓘ
- ☐ Word Prediction (Embedded) ⓘ

## Accommodations

Delivered Externally

- ☐ Headphones/Noise Buffer ⓘ
- ☐ Mathematics Tools ⓘ
- ☐ Word Prediction ⓘ
- ☐ Speech-to-Text ⓘ
- ☐ Human Signer ⓘ
- ☐ Human Signer for Test Directions ⓘ
- ☐ Braille Notetaker ⓘ
- ☐ Braille Writer ⓘ
- ☐ Refreshable Braille Display with Screen Reader (Mathematics and ELA only) ⓘ
- ☐ Screen Reader (Mathematics and ELA only) ⓘ
- ☐ Tactile Graphics ⓘ
- ☐ Human Reader English (IEP, 504, EL) ⓘ
- ☐ Human Reader Spanish (IEP, 504) ⓘ
- ☐ Read Aloud to Self ⓘ
- ☐ Human Scribe ⓘ
- ☐ Assistive Technology Device Presentation ⓘ
- ☐ Assistive Technology Device Responses ⓘ

## Accommodations for English Learners(EL)

Delivered by the Test Platform

- ☐ Spanish Language Version (Mathematics and Science only) ⓘ

## Accommodations for English Learners(EL)

Delivered Externally

- ☐ Picture Dictionary ⓘ
- ☐ Directions in Native Language ⓘ
- ☐ Commercial Word-To-Word Dictionary ⓘ
- ☐ Customized Dual Language Glossary ⓘ
- ☐ Pocket Word-To-Word Translator ⓘ

Screen reader can be used with test platform (screen reader/braille display on external device not needed)



# Assigning Accessibility and Accommodations: Word Prediction

## Accessibility Features

Delivered by the Test Platform

- ☐ Reverse Contrast ⓘ
- ☐ Custom Masking ⓘ
- ☐ Color Contrast ⓘ
- ☐ Answer Masking ⓘ
- ☐ Mathematics Text-to-Speech English ⓘ
- ☐ Mathematics Text-to-Speech Spanish ⓘ
- ☐ Science Text-to-Speech English ⓘ
- ☐ Science Text-to-Speech Spanish ⓘ

## Accommodations

Delivered by the Test Platform

- ☐ ELA Text-to-Speech English ⓘ
- ☐ Allow Accessibility Mode Testing ⓘ
- ☐ ASL Video (Mathematics) ⓘ
- ☐ ASL Video (ELA) ⓘ
- ☐ Basic Calculator on Non-Calculator Sections of Mathematics Test ⓘ
- ☐ Scientific Calculator on Non-Calculator Sections of Mathematics Test ⓘ
- ☐ Word Prediction (Embedded) ⓘ

Option 1: Use with CoWriter in testing platform – only available on Chromebooks

## Accommodations

Delivered Externally

- ☐ Headphones/Noise Buffer ⓘ
- ☐ Mathematics Tools ⓘ
- ☐ Word Prediction ⓘ
- ☐ Speech-to-Text ⓘ
- ☐ Human Signer ⓘ
- ☐ Human Signer for Test Directions ⓘ
- ☐ Braille Notetaker ⓘ
- ☐ Braille Writer ⓘ
- ☐ Refreshable Braille Display with Screen Reader (Mathematics and ELA only) ⓘ
- ☐ Screen Reader (Mathematics and ELA only) ⓘ
- ☐ Tactile Graphics ⓘ
- ☐ Human Reader English (IEP, 504, EL) ⓘ
- ☐ Human Reader Spanish (IEP, 504) ⓘ
- ☐ Read Aloud to Self ⓘ
- ☐ Human Scribe ⓘ
- ☐ Assistive Technology Device Presentation ⓘ
- ☐ Assistive Technology Device Responses ⓘ

## Accommodations for English Learners(EL)

Delivered by the Test Platform

- ☐ Spanish Language Version (Mathematics and Science only) ⓘ

## Accommodations for English Learners(EL)

Delivered Externally

- ☐ Picture Dictionary ⓘ
- ☐ Directions in Native Language ⓘ
- ☐ Commercial Word-To-Word Dictionary ⓘ
- ☐ Customized Dual Language Glossary ⓘ
- ☐ Pocket Word-To-Word Translator ⓘ

Option 2: Use preferred predictive text application on external device and enter student response in test platform



# Assigning Accessibility and Accommodations: Speech-to-Text

## Accessibility Features

Delivered by the Test Platform

- ☐ Reverse Contrast ⓘ
- ☐ Custom Masking ⓘ
- ☐ Color Contrast ⓘ
- ☐ Answer Masking ⓘ
- ☐ Mathematics Text-to-Speech English ⓘ
- ☐ Mathematics Text-to-Speech Spanish ⓘ
- ☐ Science Text-to-Speech English ⓘ
- ☐ Science Text-to-Speech Spanish ⓘ

## Accommodations

Delivered by the Test Platform

- ☐ ELA Text-to-Speech English ⓘ

### ☐ Allow Accessibility Mode Testing ⓘ

- ☐ ASL Video (Mathematics) ⓘ
- ☐ ASL Video (ELA) ⓘ
- ☐ Basic Calculator on Non-Calculator Sections of Mathematics Test ⓘ
- ☐ Scientific Calculator on Non-Calculator Sections of Mathematics Test ⓘ
- ☐ Word Prediction (Embedded) ⓘ

## Accommodations

Delivered Externally

- ☐ Headphones/Noise Buffer ⓘ
- ☐ Mathematics Tools ⓘ
- ☐ Word Prediction ⓘ
- ☐ Speech-to-Text ⓘ
- ☐ Human Signer ⓘ
- ☐ Human Signer for Test Directions ⓘ
- ☐ Braille Notetaker ⓘ
- ☐ Braille Writer ⓘ
- ☐ Refreshable Braille Display with Screen Reader (Mathematics and ELA only) ⓘ
- ☐ Screen Reader (Mathematics and ELA only) ⓘ
- ☐ Tactile Graphics ⓘ
- ☐ Human Reader English (IEP, 504, EL) ⓘ
- ☐ Human Reader Spanish (IEP, 504) ⓘ
- ☐ Read Aloud to Self ⓘ
- ☐ Human Scribe ⓘ
- ☐ Assistive Technology Device Presentation ⓘ
- ☐ Assistive Technology Device Responses ⓘ

## Accommodations for English Learners(EL)

Delivered by the Test Platform

- ☐ Spanish Language Version (Mathematics and Science only) ⓘ

## Accommodations for English Learners(EL)

Delivered Externally

- ☐ Picture Dictionary ⓘ
- ☐ Directions in Native Language ⓘ
- ☐ Commercial Word-To-Word Dictionary ⓘ
- ☐ Customized Dual Language Glossary ⓘ
- ☐ Pocket Word-To-Word Translator ⓘ

Option 1: Use Speech-to-Text software with testing platform\*

Option 2: Use preferred Speech-to-Text application on external device and enter student response in test platform

# Assigning Accessibility and Accommodations: Other Augmentive Devices and Assistive Technology Software



## Accessibility Features

Delivered by the Test Platform

- ☐ Reverse Contrast ⓘ
- ☐ Custom Masking ⓘ
- ☐ Color Contrast ⓘ
- ☐ Answer Masking ⓘ
- ☐ Mathematics Text-to-Speech English ⓘ
- ☐ Mathematics Text-to-Speech Spanish ⓘ
- ☐ Science Text-to-Speech English ⓘ
- ☐ Science Text-to-Speech Spanish ⓘ

## Accommodations

Delivered by the Test Platform

- ☐ ELA Text-to-Speech English ⓘ

- ☐ Allow Accessibility Mode Testing ⓘ

- ☐ ASL Video (Mathematics) ⓘ
- ☐ ASL Video (ELA) ⓘ
- ☐ Basic Calculator on Non-Calculator Sections of Mathematics Test ⓘ
- ☐ Scientific Calculator on Non-Calculator Sections of Mathematics Test ⓘ
- ☐ Word Prediction (Embedded) ⓘ

## Accommodations

Delivered Externally

- ☐ Headphones/Noise Buffer ⓘ
- ☐ Mathematics Tools ⓘ
- ☐ Word Prediction ⓘ
- ☐ Speech-to-Text ⓘ
- ☐ Human Signer ⓘ
- ☐ Human Signer for Test Directions ⓘ
- ☐ Braille Notetaker ⓘ
- ☐ Braille Writer ⓘ
- ☐ Refreshable Braille Display with Screen Reader (Mathematics and ELA only) ⓘ
- ☐ Screen Reader (Mathematics and ELA only) ⓘ
- ☐ Tactile Graphics ⓘ
- ☐ Human Reader English (IEP, 504, EL) ⓘ
- ☐ Human Reader Spanish (IEP, 504) ⓘ
- ☐ Read Aloud to Self ⓘ
- ☐ Human Scribe ⓘ
- ☐ Assistive Technology Device Presentation ⓘ
- ☐ Assistive Technology Device Responses ⓘ

## Accommodations for English Learners(EL)

Delivered by the Test Platform

- ☐ Spanish Language Version (Mathematics and Science only) ⓘ

## Accommodations for English Learners(EL)

Delivered Externally

- ☐ Picture Dictionary ⓘ
- ☐ Directions in Native Language ⓘ
- ☐ Commercial Word-To-Word Dictionary ⓘ
- ☐ Customized Dual Language Glossary ⓘ
- ☐ Pocket Word-To-Word Translator ⓘ

# Assigning Platform Delivered Accessibility and Accommodations



Teacher Name: One, School  
Class Name: One, School-QABot ASR G11 EN-(Grade -HS)  
Test Name: QABot NM-ASR Full Practice G11-English  
Testing Window: 12/20/19 to 12/27/19

Student Name	Date of Birth	Username	Password	Accommodations
OneNineteight, Student E	4/24/99	100000198	4DAEB4F3	Text-To-Speech English (SWD, 504, EL)
OneNineteen, Student	4/23/99	100000197	85762DFC	Reverse Contrast, Custom Masking, Color Contrast, Picture Dictionary, Human Signer

# Special Situations (TTS/ASL)

Updates!



- The New Mexico Summative Assessments Kiosk uses the default voice set on the student's workstation.
  - See *Kiosk Installation Guide* for specific steps on how to change the default voice.
- Assign all student text-to-speech or ASL accommodations PRIOR to student logging into tests.
  - If you must add accommodation after student is scheduled but before they log in, click on *Generate Missing Student test Logins* button after TTS or ASL has been added:

## Add or Update Students

Students have been added to the test session or received updated forms or accommodations. You must click the "Add or Update Students" button to generate new logins for these students.

Add or Update Students

- If student logs in and realizes they do not have TTS or ASL, you must assign accommodation and then place them in new/different class



# Special Situations (Spanish Tests)



- Create separate class for Spanish test
- Schedule Spanish class for Spanish test
- Ensure Student changes Kiosk to Spanish version before they log-in
- Spanish TTS Accommodation
  - Ensure Spanish TTS is selected
  - Use Cepstral Software on Windows and Mac
  - Use Chrome with default Chrome voice



**! Applicable to Math and Science Only!**

**Switch between English and Spanish Kiosk**



  
**NEW MEXICO**  
Public Education Department  
Summative Assessments

INICIO DE LA SESIÓN PARA  
ESTUDIANTES

Nombre de usuario

Contraseña



 [Acceder la prueba de práctica](#)



# **New Mexico Science Assessment Kiosk: Student Test Delivery System**



## **Orientation and New Features**



# Logging in to a Test

**NEW MEXICO**  
Public Education Department  
Summative Assessments

STUDENT SIGN IN

Username

Password

Sign In

[Access the Practice Test](#)

Copyright © 2019 eMetric LLC  
Carrier: 3.13.7.1 #ad6c350 #917  
Shell: v3.13.8.2 #8c948d84 rel  
[clear cache](#)

English ▼

Exit

**Smith, Hayden R**  
DOB: 2/2/2001  
Multi-Subject Sample Test

Username: 2017011301

Password: c8fbbebba



**If the kiosk is out-of-date, an alert will be displayed**



# Logging in to a Test

## Hello, Student

01010101  
State Student ID

Grand Canyon  
School Name

The following tests are available for you to take:

Demo Test 1

Session 1   Session 2   Session 3

Test Sessions

District: Cyber Falls  
Administration: NM Admin  
Teacher: Ford, Harrison  
Class: Ford, Harrison-Sample Grade 5 Class-(Grade-5)  
Test Name: Sample NM Science GS Test 1  
Testing Window: 09/24/2019 to 06/01/2020

School: Cyber Falls Sch1  
Content Area: Science

Test is in progress. It ends on 06/01/2020. Students may log in and take the test using their username and password shown below.

Access Codes		
Session Sequence	Session Name	Access Code
1	Session 1	3027304746
2	Session 2	8864355112

Back to Test Sessions

Session:  
Choose a Session: 1 login per page

Print selected logins   Print all logins (9)

Last Name	First Name	Username	Password	Form Name	Test Report Code	Status	Date/Time Started	Date/Time Completed	Engagement
Fortyeight	Student	100000048	C60DE8A2	Sample NM Science Form 1	+	Session 1:Finished (Reactivate)	12/26/2019 3:04:57 PM	12/26/2019 3:05:10 PM	Invalidate
Fortyfive	Student	100000045	CD763EB3	Sample NM Science Form 1	+	Session 2:In Progress	12/26/2019 3:06:19 PM		Invalidate
Fortyfour	Student	100000044	4722F2E4	Sample NM Science Form 1 - TTS	+	Session 1:Not Started			Invalidate
Fortynine	Student	100000049	A38F6464	Sample NM Science Form 1	+	Session 2:Not Started			Invalidate
Fortyone	Student	100000041	D62B239F	Sample NM Science Form 1	+	Session 1:Not Started			Invalidate
						Session 2:Not Started			Invalidate

v3.13.8.2 Copyright © 2019 eMetric LLC Contact Us 877-676-6722 Terms of Use Privacy Policy

Session Access Code:



# Logging in to a Test

## Options

Text-to-Speech

Volume:100 

Speed Slow Normal Fast

Reverse Contrast

Default Inverted

Color Contrast

Default	Classic	Ruby	Chalkboard	Nocturnal	Aquiline
Eccentric	Azure	Haunted	Celestial	Antique	Creamy

Custom Masking

Enabled

Answer Masking

Enabled


Accessibility Mode

Proctor Password  Submit

Continue



# Logging in to a Test



QA Fall 2018 Retest English

Session 1 **Directions**

Read each question carefully. For each multiple-choice question, decide which is the best answer. Select your answer on your screen. For each question that asks you to type your answer, type or draw your answer in the space provided on your screen. Only answers and work inside the answer boxes will be scored.

Continue

Exit

# Test Navigation



Question **5**
Zoom
Text-to-Speech:

Read the information. Then answer the questions that follow.

### Investigating Gas Production

In class, a teacher demonstrates a chemical reaction by mixing vinegar and baking soda to produce bubbles of gas. Eliana wonders whether mixing other substances could also produce a gas. She decides to test different combinations of sugar, water, vinegar, and baking soda.

Some properties of these substances are shown in the table.

Substance	Color	Solid or Liquid	Attracted to a Magnet	Conducts Electricity
Sugar	White	Solid	No	No
Water	Clear	Liquid	No	Yes
Vinegar	Clear	Liquid	No	Yes
Baking soda	White	Solid	No	No

**Investigation 1**  
Eliana mixes a small amount of each liquid and solid in a bowl and observes whether bubbles of gas are produced. Her observations are shown in the table.

**NEW!**

**Investigation 1 Observations**

Liquid Used	Solid Used	Gas Produced
Water	Sugar	No
Water	Baking soda	No
Vinegar	Sugar	No
Vinegar	Baking soda	Yes

*This question has two parts. Be sure to answer both parts of the question.*

**Part a**  
Based on the properties in the table, how can Eliana tell whether a substance is water or sugar?

**Hide All**

- ☐ A The substance is sugar if the substance is a solid and conducts electricity.
- ☒ B The substance is sugar if the substance is clear and is not attracted to a magnet.
- ☐ C The substance is water if the substance is white and does not conduct electricity.
- ☐ D The substance is water if the substance is liquid and is not attracted to a magnet.

**Part b**  
Based on the observations from investigation 1, how can Eliana tell whether a substance is water or vinegar?

**Hide All**

- ☐ A The substance is water if gas is produced after sugar is added.
- ☐ B The substance is vinegar if gas is produced after sugar is added.
- ☐ C The substance is water if gas is produced after baking soda is added.
- ☐ D The substance is vinegar if gas is produced after baking soda is added.

abc

Clear
Pause/Exit
Back
Next
Finish

# Test Navigation



Question **A** ▼ ☆


Do you want to pause your test or exit your test?

Pause the test to temporarily log out. Exit the test to log out and close the testing application.

Pause Test

Exit Test

Cancel



Clear

Pause/Exit

Back

Next

Finish





# Test Navigation

Your test is **paused**.

To resume testing, enter your password and click the Resume button. To exit the test and close the testing application, click the Exit button. When the timer reaches 00:00, your test will exit on its own.

19:56

Password

Resume

Exit Test



**Note: pause and inactivity timeout extended to 60 min**



# Test Turn-In

Steps	Button to Click
On the last item, students click <b>Finish</b> .	
On the test review screen, students click <b>Turn In</b> .	
Below the confirmation question, students click <b>Turn In</b> .	
Student returns to test section selection page and may select the next section or click <b>Exit</b> to exit the kiosk.	



# Finishing Testing

1. Ensure no students are still “in progress”
  - Use “Download Test Session Details” in Portal main test session tab for complete list!
  - For students who did not complete test, add test report codes and invalidate tests in accordance with PED policy
  - Note: students in progress will still be reported unless test report code is added and all test sessions are invalidated
2. Ensure any workstation that had stored responses was relaunched after the network connection has been restored (see “Test Kiosk Integrity”)



# Special Situations (Proctor Password)

Type of Password	Utilization	Entered By
Student Password	Used to log the student into the appropriate test	Student
Session Access Code	Used to log the student into the appropriate session of the test	Student
Proctor Password**	Required if: <ol style="list-style-type: none"><li>1. Student has been paused test for more than 60 minutes</li><li>2. Student has been inactive for more than 60 minutes</li><li>3. Student has the Allow Accessibility Mode accommodation</li><li>4. If the student has saved responses on their device (see “Test Kiosk Integrity”, slides 56-59)</li></ol>	Proctor




Proctor password must be kept confidential.



## Site Technology Preparation

# Kiosk Requirements



- Windows and Mac Applications
  - Available to download in Portal (21 Jan 2020)
- iPad and Chromebook Applications
  - Download directly from App Stores
-  ■ Download “iTester” iPad app and select state on 1<sup>st</sup> log-in
- Browser (practice test only)
  - Available on Chrome, Safari, Internet Explorer, Firefox, and Microsoft Edge



New kiosks are **ARE** required for Spring 2020!




# Kiosk Requirements

- iPad App: “iTester”



8:27 AM Thu Nov 14 75%



Choose your location:

✓

Maine

New Mexico

Oklahoma

Maryland

Cognia Interim Assessments

Powered by eMetric



# Kiosk Requirements

**Updated!**

## System Requirements – All Hardware

<b>Connectivity</b>	Must be able to connect to the internet via wired or wireless networks
<b>Screen Size</b>	9.7” screen size or larger/ “10-inch class” tablets or larger
<b>Screen Resolution</b>	1024 X 768
<b>Browsers (Practice Test ONLY)</b>	Chrome™ 79 or newer Firefox® 70 or newer Safari® 13 or newer Internet Explorer® 11 Microsoft Edge™ 44.18 or newer
<b>Headphone/Earphone/Ear Buds</b>	Headphones/earphones/ear buds are required for students who have a text-to-speech accommodation



Updated 26 Dec 2019. Check the Cognia help and support site for more recent updates.





**Updated!**



## Desktop and Laptop Specific Requirements

<b>CPU</b>	1.3 GHz
<b>Memory</b>	2 GB (4GB strongly recommended)
<b>Input Device</b>	Keyboard – wired or wireless/Bluetooth® mouse or touchpad
<b>Windows® operating system</b>	Windows 8.1, 10 (32-bit and 64-bit)
<b>Mac OS® operating system</b>	10.13 – 10.15 (64-bit only)

## Tablet/Netbook/2-in-1 Specific Requirements

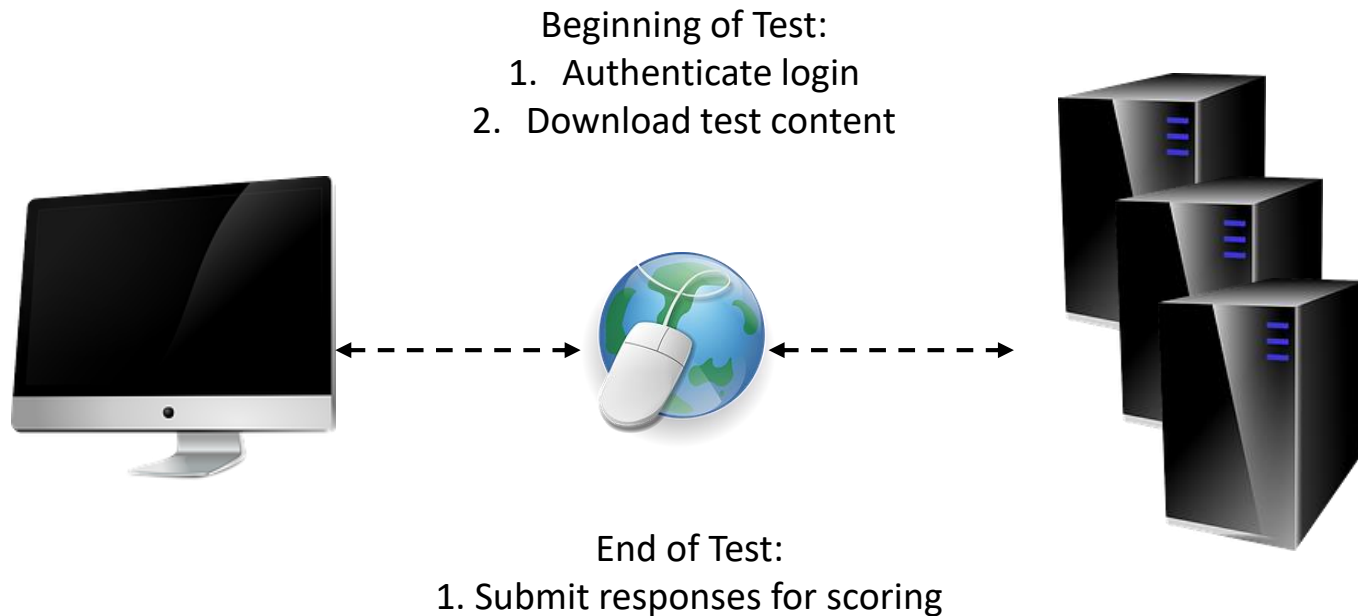
<b>iPad®</b>	13.1 – 13.3
<b>Chromebook™ notebook computer</b>	Chrome OS™ 77 – 79
<b>Windows-based tablets/netbooks/2-in-1</b>	Windows 10 (32-bit and 64-bit) (Windows 10S is not supported)



Updated 26 Dec 2019. Check the Cognia help and support site for more recent updates.



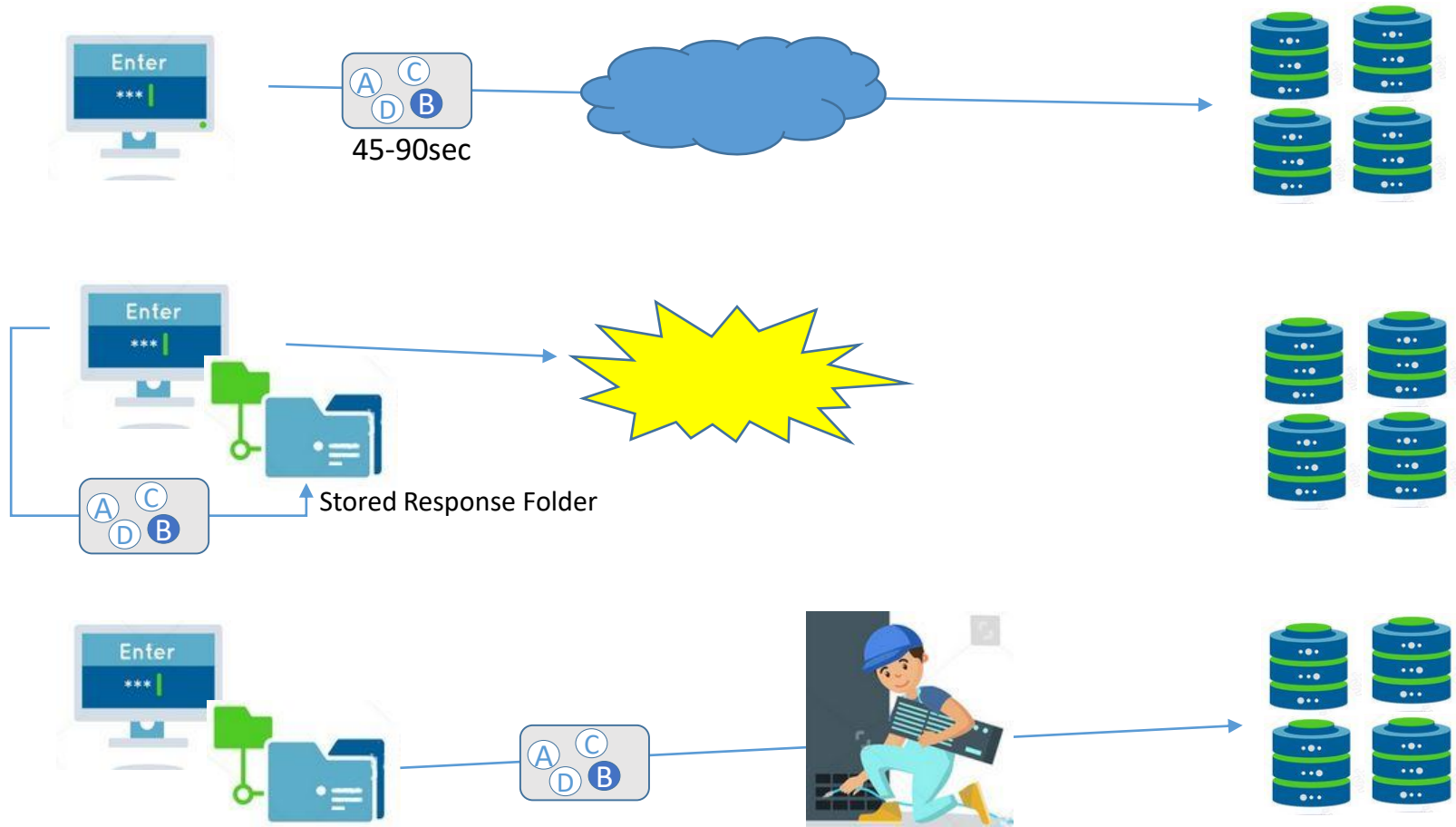
# Kiosk Requirements (network)



*What happens if a student loses network connection in the middle of a test?*



# Kiosk Test Integrity

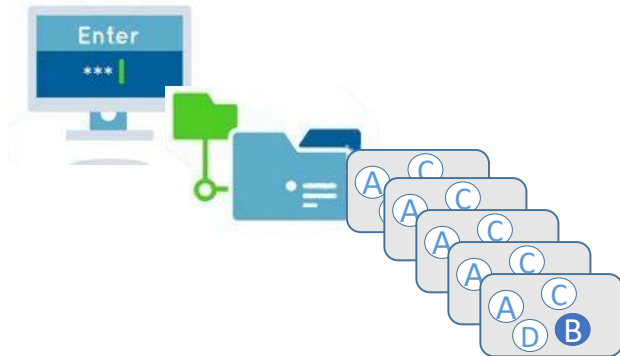


# What if a student finishes a test but has no network connection?



## Please raise your hand and notify your proctor.

A connection to the network could not be established. Your test has been saved offline.



Turn In

Proctor, this student's test responses have been stored locally on this device. When network connection is restored, you must re-launch the kiosk or mobile app from this device in order to send the stored responses to the servers, or you can also try to send responses by clicking "Send Responses" button.

Send Responses

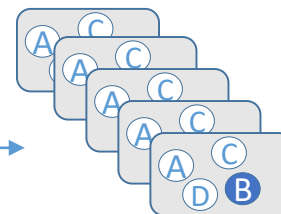
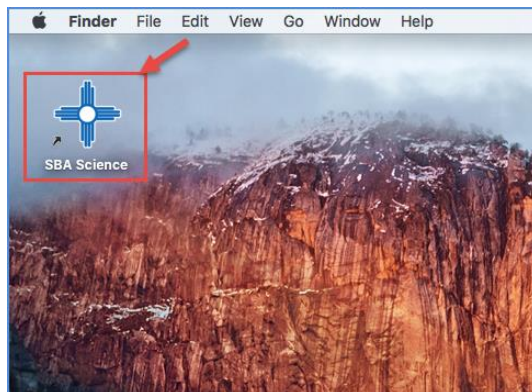
Do not move the student to a different device.

If you have any questions, please contact technical support immediately.

Proctor Password

Accept and Exit Test

NEW!





# Kiosk Test Integrity

## Loss of Network Connectivity Procedure Summary

- If a student loses network connectivity in the middle of a test:
  - Keep testing on that device
  - Test content and responses are stored securely on the test device
  - Responses will be sent when network is restored
- If student finishes and is ready to turn in test prior to network being restored:
  - Allow student to turn in test
  - Record the exact device the student is testing on
  - Ensure no network management tools or system maintenance will alter that devices files or configuration
  - When network connectivity is restored, return to that exact device and relaunch the kiosk
- If you are unsure of the status of the student responses, call the help desk



# Practice Test Options

- ~~1. Use **demo students in the portal with student kiosk**. Between **21 Jan and 30 Jan**, demo students and a practice test will be available in the portal for each school.~~
  - ~~a) Assign accommodations to demo students, create classes, schedule test sessions and print log-in tickets for your students.~~
  - ~~b) Have student launch the test kiosk and log in to the practice test with the test ticket log in information.~~

~~—Best option for:~~

- ~~• Practice end-to-end process of editing students, creating classes and scheduling test in the portal~~
- ~~• Assigning specific accommodations to specific students for practice testing~~

## 2. Use **internet-based practice test** with **web browser**

Best option for:

- Practice testing on devices that do not have a testing kiosk installed
- Note: kiosk is not secure, all accommodations *except* allow accessibility mode and screen zoom are available

## 3. Use **internet-based practice test** with **student kiosk**

Best option for:

- Realistic practice testing in secure kiosk without setting-up tests with demo students in portal and practice after demo students have been removed
- Note: all accommodations are available except allow accessibility mode




# Practice Test Options

## (Internet-based practice test)

- To access the practice test in **web browser**:
  1. Launch Browser
  2. go to <https://nmpracticetest.measuredprogress.org>
  3. Use the drop down menu to select the practice test and click on “Go” button
  
- To access the practice test in **student testing kiosk**:
  1. Launch Kiosk
  2. Click on the “Access the Practice Test” link
  3. Use the drop down menu to select the practice test and click on “Go” button

# Practice Test





# NEW MEXICO


## Public Education Department Summative Assessments

### STUDENT SIGN IN

Username

Password

Sign In

 [Access the Practice Test](#)

Copyright © 2019 eMetric LLC  
Carrier: 3.13.7.1 #ad6c350 #917  
Shell: v3.13.8.2 #8c948d84 rel  
[clear cache](#)


English ▼

Exit





# Additional Training Resources

- Help Guides
  - Kiosk Installation Guide
  - Portal User Guide
  - Kiosk User's Guide
  -  ■ Testing with Third Party Accessibility Software
  - Technical Guide for Spanish Language Support
  - Training videos  
(<https://newmexico.onlinehelp.cognia.org/training/>)
- Support Desk
  - Call-in Information Sheet



# Remember!



## DTCs/STCs:

- Deactivate unused accounts
- Test report codes/ test invalidation will not prevent student from logging in to test but will prevent test from being scored
- Download student test status before June 1st to keep record of test status

## TAs:

- Ensure Students have TTS form BEFORE they log into test (see *TTS* slide)
- Check for stored responses (see *What happens if student finishes test and network connection has not been restored?* slide)

## ITCs:

- New Kiosks DO need to be downloaded
- Turn-off operating system auto updates
- Make sure network management tools don't delete stored response folder
- Communicate with Proctors/Test Administrators!
  - Are there limits to number of students who should log in simultaneously?
  - Do they know the procedure for recovering stored responses?
  - Do they have basic information required by the support center if they call in?

## Spanish Testers:

- Spanish version of test must be scheduled – accommodation setting is for reporting only (see *Spanish Test* slide & Spanish Testing Guide)

# Questions?