

iMSSA Informational Session

April 22, 2021



iMSSA Information and Benefits

Greg Howell, Cognia

Our Vision

To impact and inspire education providers to advance and enable pathways for success for all learners.

Our Mission

To serve as a trusted partner in advancing learning.

Teaching and Learning Guidance

- Determine appropriate formative assessments (local and/or PED provided) to make strategic instructional choices on what content or skills to prioritize.
- Use ongoing progress monitoring tools to inform curricular decision making in the classroom
- Address skill deficits in context of current-grade level work.
- Identify priority standards to accelerate student learning.

Balanced Assessment System

Formative Assessments	Interim Assessments	Summative Assessments
Descriptions		
A planned, ongoing process used by students and teachers to elicit and use evidence of student learning to improve student understanding of intended learning outcomes and support students to become self-directed learners.	Assessments administered during instruction to evaluate students' knowledge and skills relative to a specific set of academic goals, which inform educator and policymaker decisions at the classroom, school, and district levels.	Assessments that support various types of determinations (e.g., proficiency, competency) at the end of a defined instructional period , such as a unit of instruction or a school year, to evaluate students' performance against a set of learning targets for that period.
Use of the Results		
Teachers provide specific and timely feedback to students and adjust instruction "in the moment" or plan future instructional activities or units.	School and district instructional leaders, along with teachers, use the data to determine whether student growth toward grade-level expectations is adequate and set goals for future growth.	School and district instructional leaders plan resource allocation, evaluate programs, plan professional learning, and help select curriculum materials.

Assessment helps...

Educators

- Identify students' skills, abilities, and instructional needs
- Employs a variety of assessments that are appropriate for the students and learning targets

Students

- Understand their own instructional strengths and challenges
- Be motivated to maintain or improve their learning


Assessment Literate Educators...

- Implement assessments equitably, making appropriate modifications based on student need
- Use assessments to define next steps for student growth
- Analyze the results of assessments given their knowledge of students, and makes instructional adjustments based on those results.





Interim Assessment



Interim Assessment: Definition

Assessments administered during instruction periodically at set points of the year (BOY, MOY, EOY) to evaluate students' knowledge and skills relative to a specific set of academic goals, which inform educator and policymaker decisions at the classroom, school, and district levels.

Interim Assessments

Interim assessments provide a roadmap to rigorous teaching and learning and measure student progress while there is still time to act and impact student achievement.



Interim Assessment Supporting Resources

iMSSA



The Interim Measure of Student Success and Achievement (iMSSA): three administrations each year that NM school districts can use to monitor student progress and growth toward grade-level expectations

iMSSA



- Made available to all LEAs or those designated by NM PED to utilize starting in School Year 2020-2021
- Administered on iTester (same as summative)
- Reported using Data Interaction (same as summative)
- Designed to be “Mini-Summative”

iMSSA



- Three forms to administer each school year
 - Fall, Winter, Spring
- Reports within year growth
- Provides information about overall and domain-level student achievement

Interim Assessment

- **Content Library**
- Grades 3-8: Math, Reading and Writing & Language Usage
- Secure/administered on iTester (same as summative)
- “Mini-Summative” interim assessments
- Three forms to administer each school year

Operational Test Blueprint				
Reading	Grade 3		Grade 4-8	
	Number of Operational Points	Percent of Operational Points	Number of Operational Points	Percent of Operational Points
Literary Text	9-13	45%-65%	7-11	35%-55%
Informational Text	7-11	35%-55%	9-13	45%-65%
Key Ideas and Details*	5-10	27%-50%	5-10	27%-50%
Craft and Structure*	5-9	27%-45%	5-9	27%-45%
Integration of Knowledge and Ideas*	4-8	23%-40%	4-8	23%-40%
Total	20	100%	20	100%

* All items align to both a text type (Literary, Informational) and a cluster (Key Ideas and Details, Craft and Structure, and Integration and Ideas).

Operational Test Blueprint					
Mathematics		Grade 6		Grade 7	
		Number of Operational Points	Percent of Operational Points	Number of Operational Points	Percent of Operational Points
Concepts and Procedures	Operations & Algebraic Thinking	8	22%	8	22%
	Number & Operations in Base 10	8	22%	6	17%
	Numbers & Operations-Fractions	8	22%	8	22%
	Measurement and Data	6	17%	6	17%
	Geometry	6	17%	8	22%
	Total	36	100%	36	100%
Practices	Problem Solving*	≥ 6	≥ 17%	≥ 6	≥ 17%
	Reasoning* & Argument	≥ 6	≥ 17%	≥ 6	≥ 17%
	Modeling*	≥ 6	≥ 17%	≥ 6	≥ 17%
	Patterns & Structure*	≥ 6	≥ 17%	≥ 6	≥ 17%

*All or most items dually coded to Concepts and Procedures and Mathematical Practice standards

Operational Test Blueprint		
Writing & Language	Grade 3-8	
	Number of Operational Points	Percent of Operational Points
Writing Analysis	18	69%
English Language Conventions	8	31%
Total	26	100%

Benefits of iMSSA



- iTester platform for formative, interim and summative
- Online platform provides consistent testing environment
 - Same accounts used for administering and managing formative, interim and summative
 - Same student record used across all assessments
 - Teachers can create and score formative items in same interface
- Can be used to test from home in distance learning environment

Benefits of iMSSA



- NM interim assessments provide information at three points during the school year (i.e., fall, winter, and spring) on student progress toward achieving the learning goals for a grade level.
- The information can be used to anticipate performance on the NM-MSSA at the end of the school year. This information may indicate whether students' current achievement path (a) is likely to lead to a desired outcome (e.g., reaching Proficient at the end of the year), or (b) indicates that additional instructional attention and resources are needed to alter the current achievement path.
- Based on interim assessment information, parents, teachers, school and district leaders, and students themselves can determine what additional instructional attention and resources may be needed.

Key dates for iMSSA



Administration	Testing Window	School/District Report Available	Reports available on the Parent Portal
Beginning-of-year	8/17/2020-10/23/2020	8/18/2020*	10/30/2020
Middle-of-year	12/7/2020-1/15/2021	12/22/2020*	1/12/2021
End-of-year	4/19/2021-5/27/2021	4/20/2021*	6/4/2021

* Student results are available in the educator portal the day after the student takes the assessment.

iMSSA Resources



Visit the [New Mexico Help and Support Site](#) for everything you need.

- A page dedicated to iMSSA resources, including all manuals
- Links to student tutorials
- CBT guides and take-home resources
- Trainings

iMSSA Resources



Visit the [New Mexico Help and Support Site](#) for everything you need.

- Sample item sets
- Manuals
- Alignment Tables
- [Reporting Resource Guide](#)

Questions?

Greg Howell

gregory.howell@cognia.org



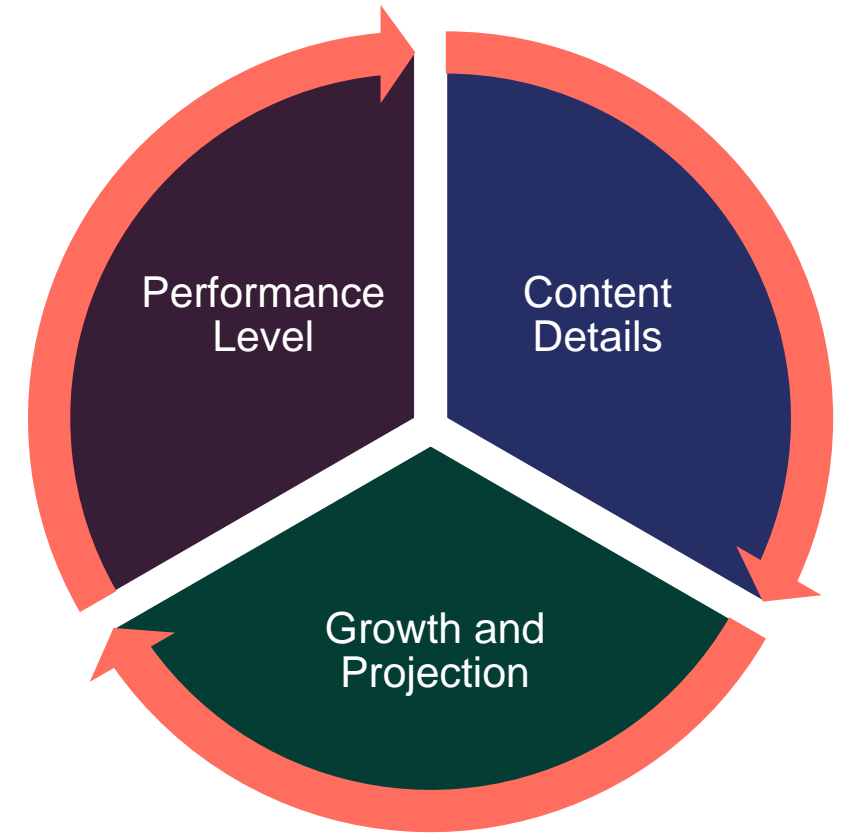


Reporting: What information will I receive

Julie DiBona, Cognia

What information will I receive?

- Performance Level
 - On Target, Near Target, Needs Support
- Content Details
 - Subcategory information
 - Lexile and Quantile
- Growth and Projection
 - Growth is within year
 - How likely is the student to perform at the On Target level on the summative assessment.



Reporting Feature of iMSSA



- Results from assessments are quickly available for analysis
 - Maintains testing history
 - Wide variety of sophisticated analysis and reporting tools
- Summary Reports
 - Users can customize in a variety of ways in order to effectively analyze student data
 - Can be used to isolate instructional needs

Reporting Feature of iMSSA



- Roster Reports
 - View detailed information by student
- Individual Student Reports
 - Student results from a single administration for all subjects
- Parent Portal
 - Easy to understand student reports throughout the year
 - Uses same data as reported in educator portal

Individual Student Report: iMSSA, Cyber Valley-991, 2020-2021, Middle, Grade 08

FourSeventyfive, Student

State Student ID: 100000475

District Name: Cyber Valley-991

School Name: Cyber Valley Sch1-990

Date of Birth: 01/26/2000

Student Grade: Grade 08

Overall Summary	Student Achievement Statement
Reading	Your child's reading score is in the On-Target Level, on track for college and career readiness.
Language Usage	Your child's language score is in the On-Target Level, on track for college and career readiness.
Mathematics	Your child's mathematics score is in the Near Target Level, may need targeted instructional support to progress towards college and career readiness.

Reading Detailed Results	Score	Achievement Level	Growth Level	Projection Level
Reading	874	On Target	N/A	Likely
Literary Text		At/Near		
Informational Text		Above		
Comprehension		At/Near		
Analysis and Interpretation		Above		
Lexile	1235L			

Language Usage Detailed Results	Score	Achievement Level	Growth Level	Projection Level
Language Usage	872	On Target	Near Expected	Very Likely
Expository Writing Analysis		Above		
English Language Conventions		At/Near		
Argument Writing Analysis		At/Near		

Mathematics Detailed Results	Score	Achievement Level	Growth Level	Projection Level
Mathematics	859	Near Target	Expected	Somewhat Likely
Geometry		At/Near		
Problem Solving		At/Near		
Reasoning and Argument		Above		
Modeling		At/Near		
Structure and Repeated Reasoning		At/Near		
The Number System		At/Near		
Expressions & Equations		Below		
Statistics & Probability		At/Near		
Quantile	980Q			

Estimated PSAT 8/9 Results	Score	Achievement Level	Growth Level	Projection Level
Evidence-Based Reading and Writing	440			
Mathematics	450			



Where do I find the information?

Educators

- eMetric's Data Interaction Portal
- Results are available the next day

Families

- Parent Portal
 - Need State Student ID Number and Date of Birth to create log in

Additional Resources

- Achievement Level Descriptors
 - These documents (one per content) describe the achievement levels, how the achievement levels were developed, and then go on to explain what students at each cut point, in various focus areas should be able to do.
- Alignment Tables
 - These documents (one per content) describe the claims regarding the meaning of the test scores and then present tables identifying standards alignment and DOK levels for assessment items by grade.
- Lexiles and Quantile Information
 - The Lexile and Quantile information is found on p. 22 of the iMSSA overview. The Achievement Levels noted on this chart are representative of the levels assigned to Cognia's Interim Assessments per the MetaMetrics linking study.
- Scale Score Information
 - This shows the ranges of scale scores for each achievement level by grade and content.



iMSSA technical overview

William Kinnison and Kaelee Harper, eMetric

New Mexico Assessments

Test Platform Review for iMSSA Interim End-of-Year Assessments



William Kinnison, eMetric
Kaelee Harper, eMetric

Agenda

- How are Interim testing processes different from Summative?
- Key Dates
- System and Testing Process Review
 - Managing student records and rosters
 - Setting up classes and test sessions
 - Logging into the test and practice testing
- Reporting
- Additional Training Resources
- Denotes valuable tip or important point



Key differences between Summative (MSSA and ASR) and Interim (iMSSA)

Summative	Interim
Students must use kiosk to access test	Students can access tests using a web browser or kiosk
Students cannot test from home	Students can test from home
Session Access Codes and Proctor Passwords are used	Session Access Codes and Proctor Passwords are NOT used
Math, ELA, SLA and Science	Math and ELA only
ASL available for Math and ELA, Spanish tests and TTS available for all tests	No ASL TTS only available for Math Spanish version only available for Math
Machine or professionally scored tests with later reporting	Interim results reported next-day
TA Access to Summative reports TBD	TA can access reports for their classes

Spring 2021 Key Test Dates

State Pre-ID Uploaded District Pre-ID Upload Window	23 Jan 2021 25 Jan - 12Feb 2021
New spring kiosks available to download (new Kiosk not needed for Mac)	25 Jan 2021
Summative Test window	22 Mar - 7 May 2021
End of Year Interim Window	19 April - 28 May 2021
Formative Tests are Available	28 April 2021
Final Data Synch for Reporting	28 May 2021 (after test window closes)
Results Available in Parent Portal	4 June 2021



Once a student is in the Portal, they can be used for all subsequent assessment windows.



New Mexico Assessments Portal:

Online Test Administration System



New Mexico Assessments Student Test Interface:

Student Test Delivery System





New Mexico Assessments Portal:

Online Test Administration System

<https://newmexico.measuredprogress.org/>

- Manage user account
- Add and update student (DTC/STC only)
- View student rosters
- Create classes
- Schedule classes for a test
- Print student log-in tickets
- Monitor student testing
- View reports

[See online video tutorials for demonstrations!](#)



New Mexico Assessments Student Test Interface:

Student Test Delivery System

Two ways to access this:

1. Web browser:

<https://newmexico.measuredprogress.org/student>

Test from school



Test from home



- ***Interim and Formative only!***

2. New Mexico Public Education Department Assessments **Kiosk**

- ***Required*** for summative
- ***Optional*** for interim
- Kiosk is more secure but must be downloaded and installed onto student test device
- New Windows Kiosk and new Chrome & iOS apps for Spring 2021 will be required after January 2021
 - **Mac users: no new Kiosk for 2021, you can use the Spring 2020 Kiosk!**

Test Preparation Process

DTC/STC

1. Add/edit/transfer students
2. Assign accessibility features and accommodations

DTC/STC/TA

1. Make classes
2. Schedule classes for test
3. Print/distribute log-in tickets

Test from school



Test from home



Students

1. Launch web browser (or kiosk)
2. Log-in and test

After testing...

DTC/STC

1. If needed, add test report codes and invalidate tests

Next day

DTC/STC/TA

1. View Reports



New Mexico Assessments Portal

Online Test Administration System



Orientation

User Accounts



- Portal Opened 13 July, 2020
- New DTC: account will be created by Cognia & credentials e-mailed to you
- Already have a user account? Continue to use it!
- Not a DTC, don't have an account? Your DTC will create one for you
 - Usernames must be unique
 - Your email address controls the account
 - New users will receive two automated emails, one with username and one with temporary password from nmtechsupport@cognia.org




Users have access to all programs by default. Remove program access if the user should not have access to the program.

- *Programs: ASR, MSSA, iMSSA, Formative*
- When an account is reactivated or deactivated, the user will receive an e-mail.
- ***Portal will remain open all year to allow access to Reporting and formative assessments***

User Accounts



Access	DTC	STC (for orgs assigned)	TA (Teacher) (for orgs assigned) 
Roster Management (student transfer and student un-enrollment)	Yes	Limited	No
Edit Student Demographics	Yes	Yes	No (View only)
Edit Student Accommodations	Yes	Yes	No (View only)
Create/Edit/Delete Classes	Yes	Yes	Yes - for assigned classes
Schedule Tests	Yes	Yes	Yes - for assigned classes and programs
Access Test Sessions	Yes	Yes	Yes - for assigned classes and programs
View Reports	Yes	Yes	Yes (for their class)



TA User Accounts

- A TA can add any student in their school to their class
- A TA can only view the student record for any student in one of their classes
 - A TA cannot edit the student record
- A TA can view, edit or delete any class to which they have been designated the TA
- A TA can schedule their class to any program that have access to
 - Programs: Formative, iMSSA Interim, ASR, MSSA
- A TA can view, edit or delete a test session if they are the TA for the class in the test session *and* they have access to the program (MSSA, ASR, iMSSA, Formative)
- A TA can view Interim and Formative test results in Reporting for any class they are assigned to.
 - Program access does not determine Reporting access



Student Rosters

- State roster loaded 23 Jan
 - Students already loaded for BOY and MOY Interim assessments were left as is
- Update rosters
 - DTCs may transfer students from one school to another within their district at any time
 - DTCs and STCs may request student transfer for students enrolled in other districts at any time
 - DTCs and STCs can add student individually at anytime
 - DTCs can unenroll a student at anytime



Tips:

- In students tab: Download roster in csv at any time by selecting “Export Roster” under the “Exports” drop down (contains name, State Student ID and Grade)
- In Pre-ID management tab (DTC only): Download roster in Pre-ID upload format by selecting “Export Students”
- Can’t add student? They may be enrolled in different school – initiate transfer request

Student Accommodations



- Check/edit accommodations

- Accommodations not included in State roster upload
- Edit student accommodations individually or



Use *Upload Accommodations* to edit multiple student records at one time

- Note: will not be available during testing administration hours (7am-9pm)
- You can use the *Export Accommodations* button to download list of all students and their currently assigned accommodations



Accommodations applied to the student will be applied to any assessment the student takes unless the accommodation is removed before they log into the assessment

- *Except for TTS ELA - add TTS before Summative, remove TTS for EOY Interim*
- *Except for ASL videos - add ASL before Summative, remove ASL for EOY Interim*
- *Why?*
 - *Interim ELA assessments do not have TTS forms*
 - *Interim ELA and Math assessments do not have ASL*

Students



5

Home Site Readiness **Students** Enrollment Transfer Classes Test Sessions Pre-ID Management Dashboard

Glen Hansard Help & Support Logout

Students in Cyber Valley Sch1-990

Cyber Valley Sch1-990 (Cyber Valley-991)

Choose a Subject

1 Add Student 7 Upload Accommodations

6 Exports

Last Name	First Name	Middle Initial	State Student ID	Tested Grade	3	4	2
FourEighty	Student		100000480	8	View Classes	View Test Sessions	Enrollment Info Edit
FourEightyeight	Student		100000488	11	View Classes	View Test Sessions	Enrollment Info Edit
FourEightyfive	Student		100000485	11	View Classes	View Test Sessions	Enrollment Info Edit
FourEightyfour	Student		100000484	11	View Classes	View Test Sessions	Enrollment Info Edit
FourEightyone	Student		100000481	11	View Classes	View Test Sessions	Enrollment Info Edit
FourEightyseven	Student		100000487	11	View Classes	View Test Sessions	Enrollment Info Edit
FourEightysix	Student		100000486	11	View Classes	View Test Sessions	Enrollment Info Edit
FourEightythree	Student		100000483	11	View Classes	View Test Sessions	Enrollment Info Edit
FourEightytwo	Student		100000482	11	View Classes	View Test Sessions	Enrollment Info Edit
FourFifty	Student		100000450	5	View Classes	View Test Sessions	Enrollment Info Edit

Showing 1 - 10 of 73

Page 1 of 8 Next >| 10 per page

[See online video tutorials for demonstrations!](#)

Students

- Student Information Tab



Student Information	Accommodations
State Student ID: *	900000005
NASIS ID (BIE only):	
First Name: *	Demo
Middle Initial:	
Last Name: *	Five
Gender: *	Unspecified
Date of Birth: *	01/05/2010
Tested Grade: *	5
Hispanic: *	Yes of Hispanic or Lati...
Race: *	Asian
EL Status:	Choose a value
Bilingual Education:	No
Special Education:	No
Migrant:	No
Economically Disadvantaged (district use only):	No
Gifted:	No
504 Plan:	No
Title 1:	No
New Arrival:	No
Homeless:	No
Foster Care:	No
Military:	No
ELA Test Mode:	Online Only
SLA Test Mode:	Online Only
MAT Test Mode:	Online Only
SCI Test Mode:	Online Only
Years In USA Schools: *	Unknown
Home School Status:	No
Not Full Academic Year BIE:	Full Academic Year

Assigning Platform Delivered Accessibility and Accommodations

Ensure the accommodation is available in the assessment!



Student Information

Accommodations

Accessibility Features

Delivered by the Test Platform

- ☒ Reverse Contrast ⓘ
- ☐ Custom Masking ⓘ
- ☒ Color Contrast ⓘ
- ☐ Answer Masking ⓘ
- ☒ Mathematics TTS English (Excludes Formative) ⓘ
- ☐ Mathematics TTS Spanish (Excludes Formative) ⓘ
- ☐ Science TTS English (Summative Only) ⓘ
- ☐ Science TTS Spanish (Summative Only) ⓘ

Accommodations

Delivered by the Test Platform

- ☐ SLA TTS Spanish (Summative Only) ⓘ
- ☐ ELA TTS English (Summative Only) ⓘ
- ☐ Allow Accessibility Mode Testing ⓘ
- ☐ ASL Video (Mathematics - Summative Only) ⓘ
- ☐ ASL Video (ELA - Summative Only) ⓘ
- ☐ Basic Calculator on Non-Calculator Sections of Mathematics Test ⓘ
- ☐ Scientific Calculator on Non-Calculator Sections of Mathematics Test ⓘ
- ☐ Word Prediction (Embedded) ⓘ

Accommodations

Delivered Externally

- ☐ Headphones/Noise Buffer ⓘ
- ☐ Mathematics Tools ⓘ
- ☐ Word Prediction ⓘ
- ☐ Speech-to-Text ⓘ
- ☐ Human Signer ⓘ
- ☐ Human Signer for Test Directions ⓘ
- ☐ Braille Notetaker ⓘ
- ☐ Braille Writer ⓘ
- ☐ Refreshable Braille Display with Screen Readers (Summative Math and ELA, Interim Math Only) ⓘ
- ☐ Screen Readers (Summative Math and ELA, Interim Math Only) ⓘ
- ☐ Tactile Graphics (Summative Only) ⓘ
- ☐ Human Reader English (IEP, 504, EL) ⓘ
- ☐ Human Reader Spanish (IEP, 504 - Excludes Formative) ⓘ
- ☐ Read Aloud to Self ⓘ
- ☐ Human Scribe ⓘ
- ☐ Assistive Technology Device Presentation ⓘ
- ☐ Assistive Technology Device Responses ⓘ

Accommodations for English Learners(EL)

Delivered by the Test Platform

- ☐ Spanish Language Version (Summative Math, Science and Language Arts and Interim Math Only) ⓘ

Accommodations for English Learners(EL)

Delivered Externally

- ☐ Picture Dictionary ⓘ
- ☐ Directions in Native Language ⓘ
- ☐ Commercial Word-To-Word Dictionary ⓘ
- ☐ Customized Dual Language Glossary ⓘ
- ☐ Pocket Word-To-Word Translator ⓘ

[See online video tutorials for demonstrations!](#)

Special Situations (Spanish Tests)



- Create separate class for Spanish test
- Schedule Spanish class for Spanish test
- Ensure Student changes Kiosk to Spanish version before they log-in
- Spanish TTS Accommodation
 - [Ensure Spanish TTS is selected](#)
 - Browser testing: Must be on Windows, Mac or Chromebook
 - Browser testing: Use Chrome browser (Edge is inconsistent, Firefox does not support Spanish)

Available on Summatives and Interim Math Only!

Switch between English and Spanish Kiosk

NEW MEXICO
Public Education Department
Summative Assessments

INICIO DE LA SESIÓN PARA
ESTUDIANTES

Nombre de usuario

Contraseña

Iniciar sesión

Español

Salir


Acceder la prueba de práctica

Derechos de autor © 2019 eMetric LLC
Carrier: 3.13.7.1 #ad6c350 #917
Shell: v3.13.8.2 #9c948d84 rel
[clear cache](#)

See *NMPED Assessments Technical Guide for Spanish Language Support 2020-2021* for more information

Classes



- Groups of one or more students who will take a test
 - Create classes by grade and subject
 - (Grade 3 Math, Grade 3 ELA, Grade 4 Math, Grade 4 ELA, etc...)
 - Classes can be deleted if no one in the class has logged into a test
 - Separate class needed for English Math and Spanish Math Testers
 - Students can be assigned to more than one class
 - If any student needs to retake the test, you must create a new class and assign that class to the test
-  Reporting interface allows you to view data by class name, keep this in mind as you create classes in iTester to ensure the grouping of students in iTester classes will be reported in a logical manner

Classes



Home Students **Classes** Test Sessions Steven Adler Help & Support Logout

Mathematics Classes for Steven Adler

1 Cyber Mesa Elementary school (Cyber Mesa District) 2 Mathematics 3 Create Grade Level Class 4 Upload Grade Level Class

Class	Teacher	Grade	Student Count	
Adler, Steven-English-(Grade -5)	Adler, Steven	5	5	5 View Edit Delete
Adler, Steven-Makeup English-(Grade -5)	Adler, Steven	5	2	View Edit Delete
Adler, Steven-Spanish-(Grade -5)	Adler, Steven	5	2	View Edit Delete

Showing 1 - 3 of 3

[See online video tutorials for demonstrations!](#)

Classes



- Limit of 90 students per class

Home Site Readiness Students Enrollment Transfer **Classes** Test Sessions Pre-ID Management Dashboard Materials Management Admin eMetric Help & Support Logout

Add New Science Class in Cyber Falls Sch1

Class Information

1 Class Name:

2 Teacher: Grade:
Choose a Teacher Choose a Grade

Search for Students

Grade: Class:
Choose a Grade Choose a Class

☒ Show only students that are not assigned to a class

Showing students in : Cyber Falls Sch1
Last Name, First Name (State Student ID)

3 Sort By: State Student...

Students in : 24/30

4 Save Cancel

One, Student (100000001)
Two, Student (100000002)
Three, Student (100000003)
Six, Student (100000006)
Seven, Student (100000007)
Nine, Student (100000009)
Seventeen, Student (100000017)
Nineteen, Student (100000019)
Twenty, Student (100000020)
Twentyone, Student (100000021)

Use this to prevent adding students to more than one class

Shows number of students in class

[See online video tutorials for demonstrations!](#)



Test Sessions

Preparing for and monitoring testing

- Schedule a test session (assign class to test)
 - Select program, subject, and then test
 - Check test name for language and grade
 - For iMSSA, Spanish test is only available for Math
 - Students who will take Spanish Math must be scheduled separately
 - Go to the test session details page to:
 - Review students in the test session
 - Check student forms (TTS)
 - Print test tickets with students' usernames and passwords
 - Ensure student has accessibility and accommodations listed on test ticket
 - Monitor test sessions, download test session information
- Students do not have to test at the same time
- Log-ins can be used at anytime during the test window as long as the student has not turned in the test

Test Sessions



Home Students Classes Test Sessions Steven Adler Help & Support Logout

Displaying test sessions for G5 Demo Math Test English in Cyber Mesa Elementary school

1 2 3 4 5 6

Cyber Mesa Elementary school (Cyber Mesa District) Mathematics
IMSSA Interim Assessment G5 Demo Math Test English

Schedule New Test Session

Filter by testing status:
All


School	Class	Testing Status	Created Date	Created By	
Cyber Mesa Elementary school	Adler, Steven-English-(Grade -5)	In Progress	7/12/2020 1:05:52 PM	Steven Adler	View Details/Student Logins Delete

Showing 1 - 1 of 1

*Created date is in Mountain Standard Time.



Test Sessions

 [Home](#) [Students](#) [Classes](#) [Test Sessions](#)

Steven Adler [Help & Support](#) [Logout](#)

Schedule Test Session

2 forms selected for scheduling 1 class.

1

Content Area: Program:

Test:

Search for Classes

Classes:

2

Adler, Steven-Makeup English-(Grade -5)

Adler, Steven-Spanish-(Grade -5)

• Adler, Steven-English-(Grade -5)

3

Start Date: End Date: Time Zone:

4

Test Session Details



Home Students Classes Test Sessions

Steven Adler Help & Support Logout

Test Sessions

District: Cyber Mesa District
Administration: NM Admin
Teacher: Adler, Steven
Class: Adler, Steven-English-(Grade -5)
Test Name: G5 Demo Math Test English
Testing Window: 07/12/2020 to 05/31/2021

School : Cyber Mesa Elementary school
Content Area: Mathematics

Test is in progress. It ends on 05/31/2021. Students may log in and take the test using their username and password shown below.

< Back to Test Sessions

Test Tickets Print Options

1 login per page

Print selected logins

Print all logins (5)



Time Student Added

Test Status

<input type="checkbox"/>	Last Name	First Name	Username	Password	Form Name	Date/Time Created	Test Report Code	Status	Date/Time Started	Date/Time Completed
<input type="checkbox"/>	Five	Demo	900000005	2CE79954	Demo Form English TTS	07/12/2020 1:05:53 PM	+	Session 1:Not Started		Invalidate
<input type="checkbox"/>	Four	Demo	900000004	68CE5FD4	Demo Form English	07/12/2020 1:05:53 PM	+	Session 1:Not Started		Invalidate
<input type="checkbox"/>	One	Demo	900000001	A63FA87A	Demo Form English	07/12/2020 1:05:53 PM	+	Session 1:Not Started		Invalidate
<input type="checkbox"/>	Three	Demo	900000003	BE86BDFF	Demo Form English	07/12/2020 1:05:53 PM	+	Session 1:Not Started		Invalidate
<input type="checkbox"/>	Two	Demo	900000002	4FA72AAF	Demo Form English	07/12/2020 1:05:53 PM	+	Session 1:Not Started		Invalidate

Login Credentials

Showing 1 - 5 of 5



Logging in to a Test

1. Launch web browser (or Kiosk)
2. Navigate to <https://newmexico.measuredprogress.org/student>
3. Login using the username and password from the student test ticket

NEW MEXICO
Public Education Department
Summative Assessments

STUDENT SIGN IN

Username

Password

Sign In

Copyright © 2019 eMetric LLC
Carrier: 3.13.7.1 #ad6c350 #917
Shell: v3.13.8.2 #8c948d84 rel
clear cache

English

Access the Practice Test

Exit

Test from school
or
Test from home



Smith, Hayden R
DOB: 2/2/2001
Multi-Subject Sample Test

Username: 2017011301

Password: c8fbbebba




Browser Testing Requirements

- Do not use browser in private or incognito mode
- Do not delete browsing history or browser cache!
- If testing from home:
 - Student test device/browser should meet the published technology requirements
 - Students and parents need to understand accommodations requirements and limitations
 - Testing in the school with a Kiosk may be preferable in some situations (accommodations, security concerns)
 - In the event of a technology/test issue, student's school is first point of contact
 - Student/Parent will need:
 - log-in ticket/information (username/password)
 - Testing interface url <https://newmexico.measuredprogress.org/student>
 - access to relevant user guides/Cognia Help and Support site

Test Sessions

Completing testing



- Check student test status for tests “not started” or “in progress”
 - If test is “not started” or “in progress”, student can log in and finish it anytime during test window if they have log-in information
 - Once test in “Finished”, student cannot log in to test
 - When students finish the test, scores will be reported the next day
 - If a test report code is entered the test report code will be displayed instead of score
 - Student who do not start a test are not reported unless test report code is entered
 - Students who do not complete a test will be reported as “incomplete” when the window closes unless test report code is entered
 - If you enter a test report code and then the student is able to test later in the window, remove the test report code and then allow to student to test; when the student turns in the test the test report code will be replaced with the score
-  Test invalidation will NOT affect *Interim* reporting
- Test invalidation is used as note in test session to indicate a student should be removed from the test sessions class or have test report code assigned for reporting
 - Note: Students can still log into a test regardless of the test invalidation or test report code

Reporting

Updates!



Test Status	Test Invalidation	Test Report Code	Report Status
Not started	No	No	Not Reported
Not Started	Yes	Yes	Will be reported with test report code displayed in score column next day
Not Started	Yes	No	Not Reported
Not Started	No	Yes	Will be reported with test report code displayed in score column next day
In Progress	No	No	Will be reported <i>as incomplete</i> when window closes
In Progress	Yes	Yes	Will be reported with test report code displayed in score column next day
In Progress	Yes	No	Will be reported <i>as incomplete</i> when window closes
In Progress	No	Yes	Will be reported with test report code displayed in score column next day
Turned In	No	No	Will be reported <i>with score</i> next day/NRT
Turned In	Yes	Yes	Will be reported with test report code displayed in score column next day
Turned In	Yes	No	Will be reported <i>with score</i> next day/NRT
Turned In	No	Yes	Will be reported with test report code displayed in score column next day

Test Session Details



Home Students Classes Test Sessions

Test Sessions

District: Cyber Mesa District
Administration: NM Admin
Teacher: Adler, Steven
Class: Adler, Steven-English-(Grade -5)
Test Name: G5 Demo Math Test English
Testing Window: 07/12/2020 to 05/31/2021

School : Cyber Mesa Elementary school
Content Area: Mathematics

Test is in progress. It ends on 05/31/2021. Students may log in and take the test using the username and password shown below.

< Back to Test Sessions

1 login per page

Print selected logins

Print all logins (5)

<input type="checkbox"/>	Last Name	First Name	Username	Password	Form Name	Date/Time Created	Test Report Code	Status	Date/Time Started	Date/Time Completed	
<input type="checkbox"/>	Five	Demo	900000005	2CE79954	Demo Form English TTS	07/12/2020 1:05:53 PM	+	Session 1:Not Started			Invalidate
<input type="checkbox"/>	Four	Demo	900000004	68CE5FD4	Demo Form English	07/12/2020 1:05:53 PM	+	Session 1:Not Started			Invalidate
<input type="checkbox"/>	One	Demo	900000001	A63FA87A	Demo Form English	07/12/2020 1:05:53 PM	+	Session 1:Not Started			Invalidate
<input type="checkbox"/>	Three	Demo	900000003	BE86BDFF	Demo Form English	07/12/2020 1:05:53 PM	+	Session 1:Not Started			Invalidate
<input type="checkbox"/>	Two	Demo	900000002	4FA72AAF	Demo Form English	07/12/2020 1:05:53 PM	+	Session 1:Not Started			Invalidate

Showing 1 - 5 of 5

Displaying codes for Student EightTwentyone

Test Report Codes (Clear)

- ☐ Withdrew Before Test Completion
- ☐ Non-Allowed Modification
- ☐ Language Exempt for Reading Only
- ☐ Medical Emergency
- ☐ Parental Refusal
- ☐ Other Non-Completion
- ☐ Test Irregularities
- ☐ Absent
- ☐ COVID Exemption

Close

Test Report Code

Test Invalidation

Practice Test Options



1. Use **internet-based practice test** with **web browser (recommended)**

Best option for:

Practice testing with browser or on devices that do not have a testing kiosk installed

Note: all accommodations *except* allow accessibility mode and screen zoom are available

- To access the practice test in **web browser**:
 1. Launch Browser
 2. go to <https://nmpracticetest.measuredprogress.org>
 3. Use the drop-down menu to select the practice test and click on “Go” button

2. Use **internet-based practice test** with **student kiosk**

Best option for:


Realistic practice testing in secure kiosk

Note: all accommodations are available except allow accessibility mode

- To access the practice test in **student testing kiosk**:
 1. Launch Kiosk
 2. Click on the “Access the Practice Test” link
 3. Use the drop-down menu to select the practice test and click on “Go” button

Practice Test





NEW MEXICO


Public Education Department
Summative Assessments

STUDENT SIGN IN

Username

Password

Sign In

 [Access the Practice Test](#)

Copyright © 2019 eMetric LLC
Carrier: 3.13.7.1 #ad6c350 #917
Shell: v3.13.8.2 #8c948d84 rel
[clear cache](#)

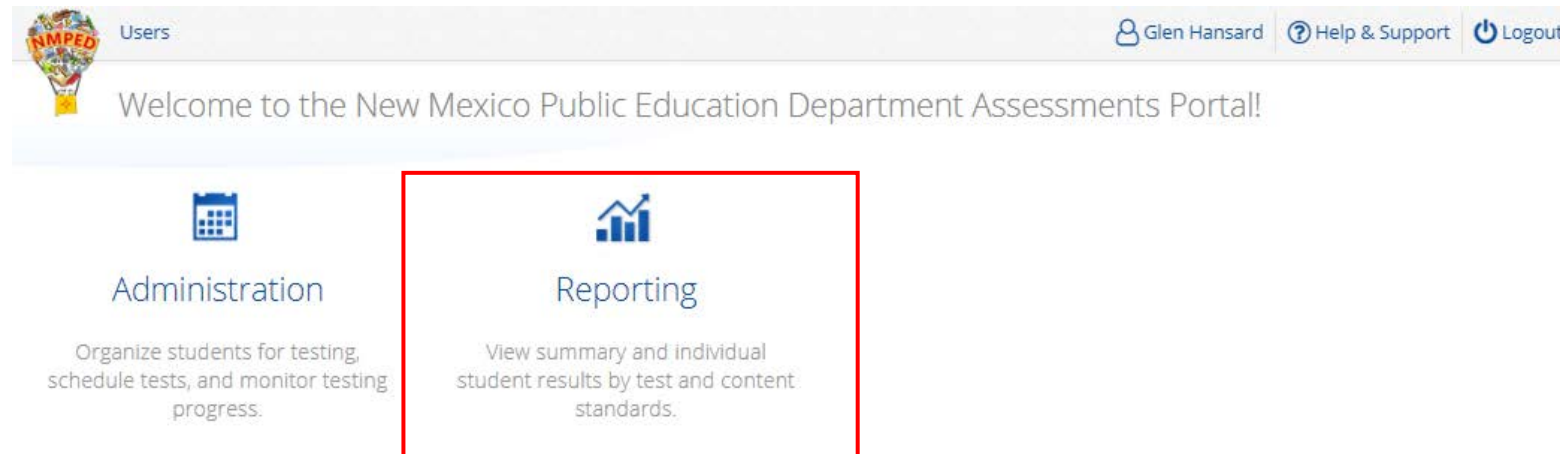
English ▼

Exit

Reporting (Data Interaction)



- Interim, Formative and Summative will all be reported in same site.
- Interim: Processed over night (available next day)
- DTCs can view iMSSA reports for districts and schools
- STCs can view iMSSA reports for schools
- TAs can view iMSSA reports for students who are in classes for which they are assigned TA





Reporting (Data Interaction)

- Reports available:
 - Individual Student Report
 - Student List
 - Achievement Summary
- Customizable, downloadable and printable reports
- Student Search
- Display, filter, sort:
 - demographic information
 - platform-delivered accommodations
 - score data
- Save reports and recent reports
- Data Analysis tools
- MOY/EOY Updates:
 - Add form name
 - Add day test complete
 - Remove select demographics



iMSSA Reporting (Parent Report)

- Interim reports available 1 week after close of window
- Access at url: nmparentportal.emetric.net
- Accessible on desktop and mobile device
- Spanish version available
- Account establishment: account is created using student state ID and student date of birth
- Interim Reports will provide:
 - student score and achievement level
 - growth (if student has taken previous assessment)
 - state, district and school score comparison
 - reporting category achievement levels
 - For Grade 8, predicted PSAT 8/9 score
- Log-ins for sample Parent Portal reports:
 - 100000471/N3wM3xico!
 - 100000472/N3wM3xico!
 - 100000473/N3wM3xico!
- Parent Portal Overview: <https://newmexico.onlinehelp.cognia.org/training/>
 - See « Parent Portal Informational Session 11/12/2020 »



Additional Training Resources

Help Guides

<https://newmexico.onlinehelp.cognia.org/cbt-guides/>

	NMPED Assessments Portal User Guide 2020-2021
➔	NMPED Assessments Browser Testing User Guide 2020-2021
	NMPED Assessments Technology Guidelines 2020-2021
	NMPED Assessments Quickstart Scheduling Test Sessions
	NMPED Assessments Quickstart Printing Student Log-ins
	NMPED Assessments Quickstart Student Interface
	NMPED Assessments Quickstart Practice Site
➔	NMPED Assessments Quickstart Testing From Home
	NMPED Assessments Kiosk Installation Guide 2020-2021
	NMPED Assessments Kiosk User Guide 2020-2021
	NMPED Assessments Testing with Third Party Assistive Technology 2020-2021
	NMPED Assessments Technical Guide for Spanish Language Support 2020-2021
	NMPED Reporting Guide



Additional Training Resources

- Portal Tutorial videos <https://newmexico.onlinehelp.cognia.org/cbt-tutorials>
- Fall Interim webinar: <https://newmexico.onlinehelp.cognia.org/training/>
 - see “eMetric Test Platform Setup/Pre-ID”
- Summative & ITC (Kiosk) webinars: <https://newmexico.onlinehelp.cognia.org/cbt-training-webinars/>
- Support Desk
 - Call-in Information Sheet
- Portal Practice Site:
 - url: <https://intro.emetric.net/>
 - DTC login: NMADTC/N3wM3xico!
 - STC login: NMASTC/N3wM3xico!
 - TA login: NMATA/N3wM3xico!
 - View various menus and tabs
 - Pre-loaded students and classes
 - Can schedule classes for a test
 - Nightly Clean-up
 - *Not New Mexico-specific*

Questions?

A blurred background of a classroom with several students sitting at their desks. The students are out of focus, but their presence adds a sense of a real-world educational environment. The lighting is soft, and the overall tone is professional and educational.

Thank you

Cognia is a global nonprofit that has the knowledge to help schools improve outcomes for all learners.

