



Cognia's Formative Item sets: Online Administration

Agenda

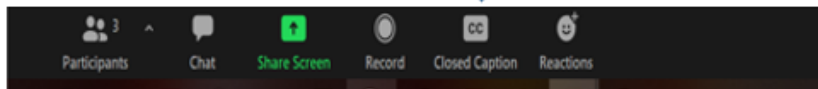
- Introduction – Julie DiBona, Lead Program Manager, Cognia
- PED welcome – Nicholas Salazar, Assessment Coordinator, NM PED
- Assessment Literacy – Gregory Howell, Client Services Director, Cognia
- iTester Training – William Kinnison and Kaelee Harper, eMetric

Before we begin...



Closed Captioning is available

- Click on this icon
- Then, select "Show Subtitles"



- Please remain on mute.
- Camera use is encouraged.
- We will use the Google Document to record questions and answers. The link is in chat.
- The meeting is being recorded.
- Both the presentation and the recording will be shared.


Balanced Assessment System & Formative Assessment Item Sets for SY 2021-2022

August 4, 2021

Nicholas Salazar
Assessment Coordinator
New Mexico Public Education
Department

Division of Teaching, Learning, and Assessment

Investing for tomorrow, delivering today.



Assessment Bureau Team

Lynn Vásquez: Division Director, Assessment & LMS

Lynn.Vasquez@state.nm.us

Alicia Abney: Deputy Director of Assessment

Alicia.Abney@state.nm.us

Xavier DeLeon: Assessment Coordinator

Xavier.DeLeon@state.nm.us

Adam Rios: Assessment Coordinator

Adam.Rios2@state.nm.us

Nicholas Salazar: Assessment Coordinator

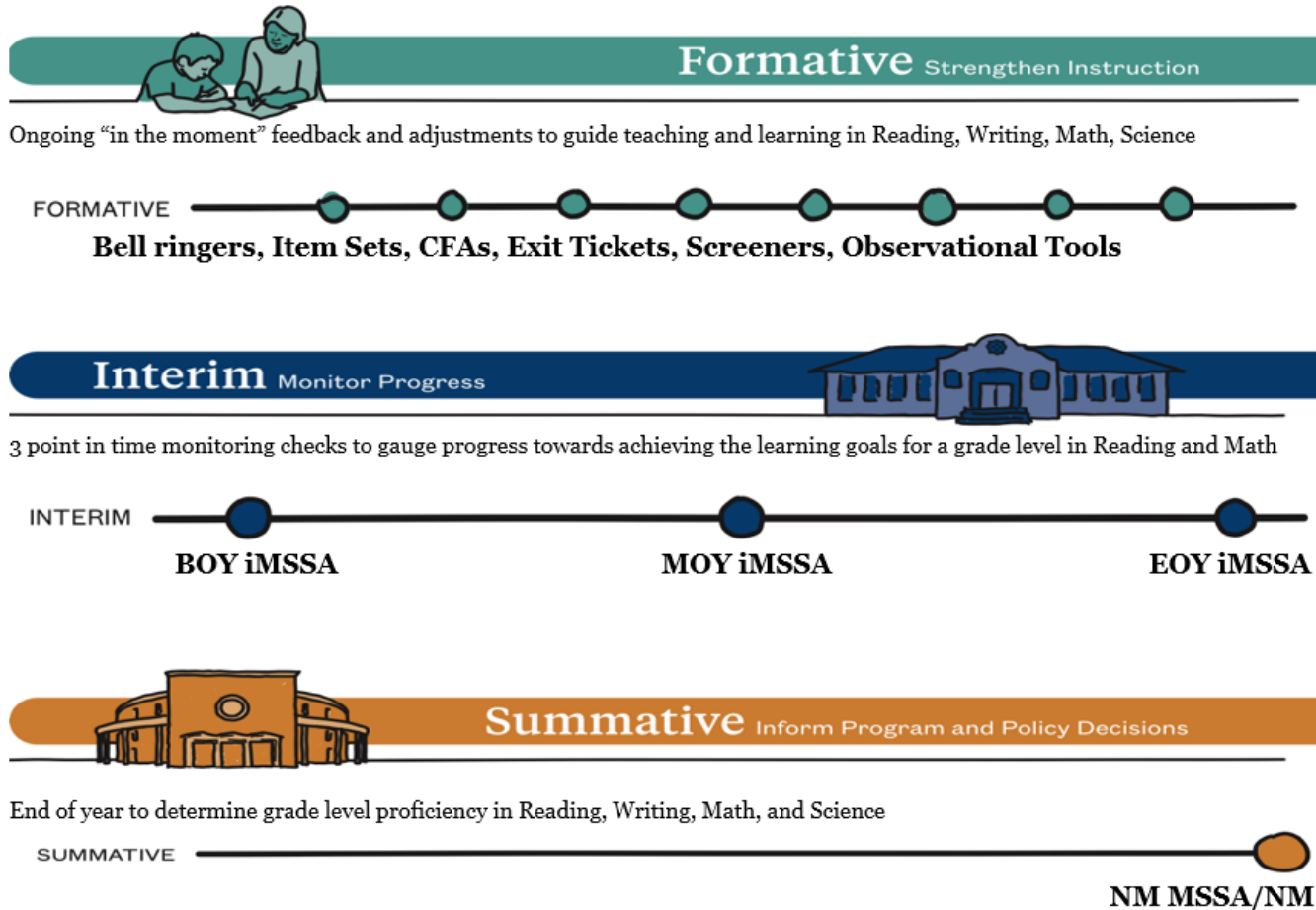
Nicholas.Salazar@state.nm.us

Ped.Assessment@state.nm.us



Combining formative, interim, & summative assessments for grades 3-8 leads to a more balanced system for educators and learners

Assessment throughout the year



Beginning of Year Reminders

- **Visit the New Assessment Website**
- **Submit the annual Superintendent Designation form for DTCs and IT Coordinators**
- **Upload students during the pre-ID bulk for iMSSA and Formative Assessment Item Sets**
 - The window is currently open until 8/13
- **Attend the optional iMSSA training on 8/6: 8-10 a.m.**
- **Attend the optional Data Interaction Reporting training on 8/10: 8-9 a.m.**
 - Access the portal and review student data SY 2020-2021
 - Formative office hours on 8/18: TBD
 - Reporting office hours on 8/23: TBD
- **Test when the BOY windows open: iMSSA / Istation 8/16**
- **Attend the optional Connecting iMSSA to Classroom Instruction Training on 8/25 from 1-2 p.m.**
- **Attend the DTC “Fall” training week of 9/13 – 9/15 as required by NMAC 6.10.7**

Formative Item Sets Administration

All local education agencies (LEAs) have access to formative item sets aligned to the NM-MSSA summative ELA and math assessments in grades 3- 8.

Although their use is not required, the formative item sets are available to all LEAs at no cost.





Assessment Literacy

How do formative resources fit into a
Balanced Assessment System?

Assessment Literate Educators...

- Implement assessments equitably, making appropriate modifications based on student need.
- Use assessments to define next steps for student growth.
- Analyze the results of assessments given their knowledge of students, and make instructional adjustments based on those results.



Assessment helps...

Educators


- Identify students' skills, abilities, and instructional needs.
- Employs a variety of assessments that are appropriate for the students and learning targets.

Students


- Understand their own instructional strengths and challenges.
- Be motivated to maintain or improve their learning.

Balanced Assessment System

Formative Assessments	Interim Assessments	Summative Assessments
Descriptions		
A planned, ongoing process used by students and teachers to elicit and use evidence of student learning to improve student understanding of intended learning outcomes and support students to become self-directed learners.	Assessments administered during instruction to evaluate students' knowledge and skills relative to a specific set of academic goals, which inform educator and policymaker decisions at the classroom, school, and district levels.	Assessments that support various types of determinations (e.g., proficiency, competency) at the end of a defined instructional period , such as a unit of instruction or a school year, to evaluate students' performance against a set of learning targets for that period.
Use of the Results		
Teachers provide specific and timely feedback to students and adjust instruction "in the moment" or plan future instructional activities or units.	School and district instructional leaders, along with teachers, use the data to determine whether student growth toward grade-level expectations is adequate and set goals for future growth.	School and district instructional leaders plan resource allocation, evaluate programs, plan professional learning, and help select curriculum materials.



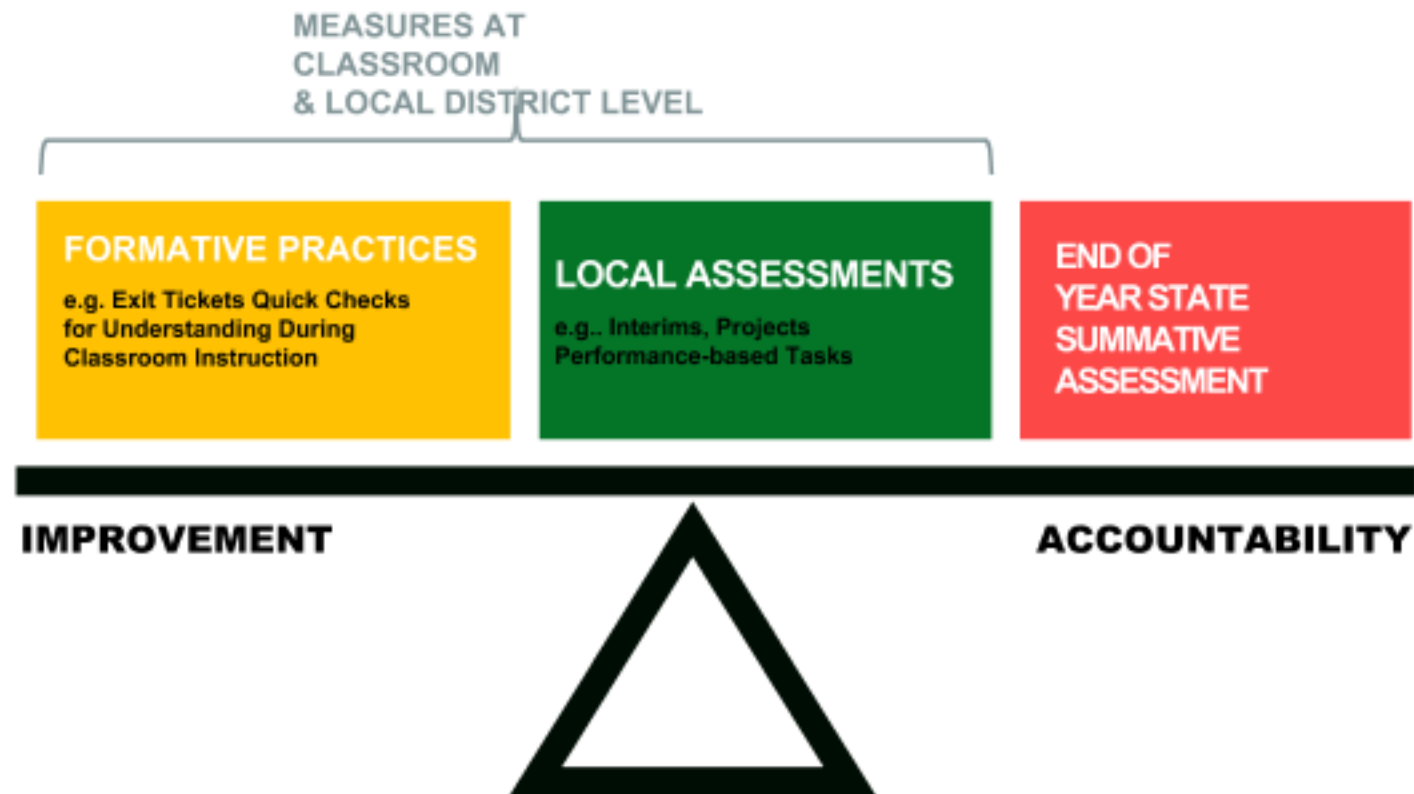
“Designing assessments and making assessment decisions starts with decisions about what is valuable content.”



Lynn Vásquez

Division Director
Assessment for Learning
NMPED

THE BALANCED ASSESSMENT SYSTEM?



Please visit <https://webnew.ped.state.nm.us/bureaus/assessment-3/>
for more information on New Mexico's balanced assessment system

Establishing an Academic Baseline

- As students reenter New Mexico schools this fall, they will arrive with varying degrees of emotional needs, instructional needs and learning needs.
- It is more imperative than ever that multiple measures of student understanding are utilized to identify needs and monitor supports and interventions for students.
- Schools must employ a toolkit of resources and supports to elicit student thinking, identify learning needs and misconceptions, and measure progress in relation to priority standards and learning targets.

Teaching and Learning Guidance

- Determine appropriate formative assessments (local and/or PED provided) to make strategic instructional choices on what content or skills to prioritize.
- Use ongoing progress monitoring tools to inform curricular decision making in the classroom.
- Address skill deficits in context of current-grade level work.
- Identify priority standards to accelerate student learning.

The Charge....

Acceleration not remediation

Formative Practices as Acceleration Supports

- Formative assessment practices serve to provide evidence of what students know and can be used to adapt instruction accordingly.
- They are embedded into strong instructional practices through connection to identified learning targets.
- Through regularly gathering evidence of student understanding and misconceptions as part of instruction, teachers may use formative assessment practices to plan differentiated instruction.



Benefits to formative assessment

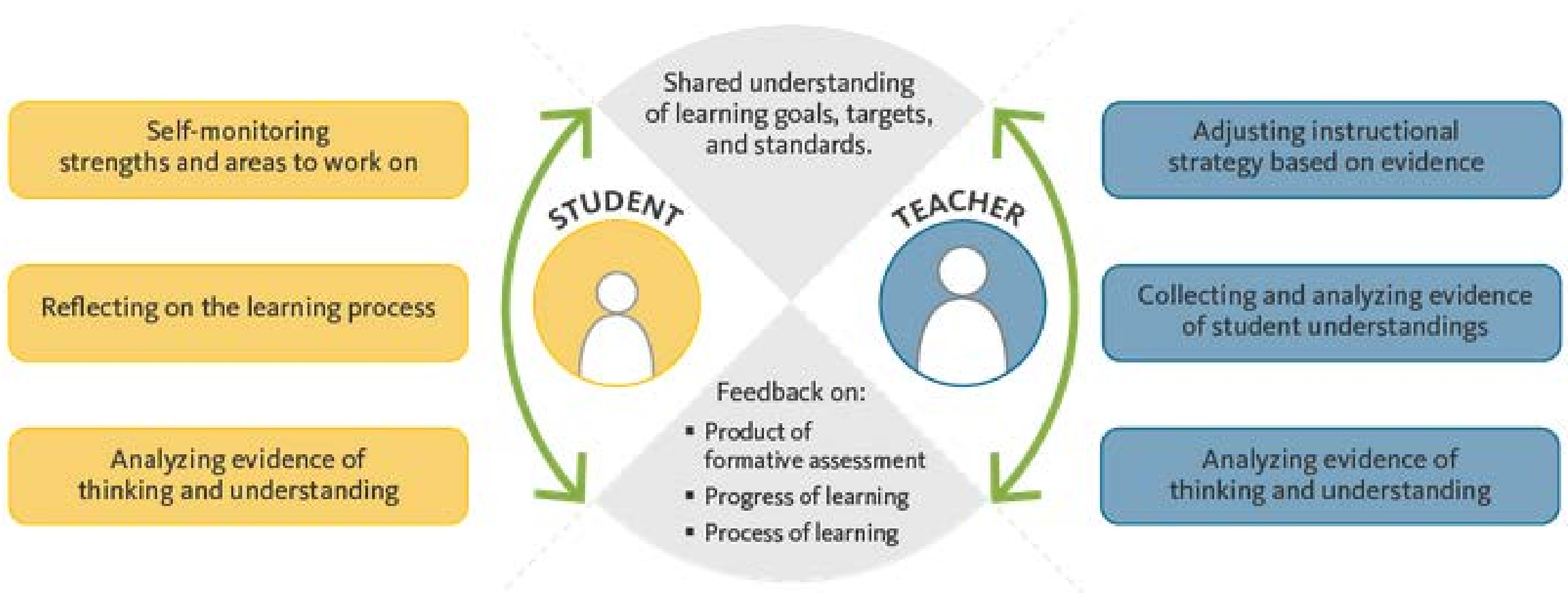
- Helps students set learning goals.
- Allows teachers to target instruction.
- Promotes high expectations and meaningful questioning.
- Provides informative data to guide learning.
- Helps students and teachers recognize when progress is being made.



Formative Practices

High quality formative practices are inseparable from instruction and are used to provide in the moment feedback to students and for teachers to gain insight into student thinking so they can adjust instruction to best meet students' learning needs.

Formative assessment feedback process





iTester Online Platform

William Kinnison, eMetric

Kaelee Harper, eMetric

New Mexico Assessments

Test Platform Orientation for Formative Assessments



William Kinnison, eMetric
Kaelee Harper, eMetric

Agenda

Part 1

- Terms
- 2021-2022 Updates
- How is Formative different from Summative?
- Key Dates
- Overview of system and testing process
- Portal orientation and new features
 - Teacher access
 - Managing students, classes, test sessions for teachers, DTCs, and STCs
 - Scoring
 - Reports
 - Authoring

Part 2

- Student test interface orientation and new features
 - Logging-in and navigating a test
 - Turning in the test (student)
- Technical requirements
- Testing from home
- Practice testing
- Help guides and additional training resources

Terms and Acronyms

- iTester: eMetric test administration system used with Cognia assessments (Cognia Formative, iMSSA, NM-MSSA, NM-ASR)
- New Mexico PED Assessments Portal (aka “portal”)
- New Mexico PED Assessments student test interface
 - Web browser
 - Kiosk
- Data Interaction: eMetric reporting system; accessed via the portal
- Roles:
 - DTC: District Test Coordinator
 - STC: School Test Coordinator
 - TA: Test Administrator (or teacher)
 - ITC: Information Technology Coordinator

2021-2022 Test Platform Updates

2020-2021 School year data has been removed

- Students, classes, and test sessions
- Upload 2021-2022 rosters in designated pre-ID upload windows
- Reporting data remains in Data Interaction

Updated urls

Portal: <https://newmexico.cognia.org/>

Student Test Interface (browser): <https://newmexico.cognia.org/student>

New Kiosks

- New kiosks/apps for Windows, Chrome and iOS available now
- New kiosk for Mac available later this fall (continue using the current kiosk)
- No new kiosks are planned for the remainder of the year

Key Differences Between Summative and Formative

Summative	Formative
STC/DTC manage testing	Teachers can manage testing using TA account
Students must use kiosk to access test	Students can access tests using a web browser or kiosk
Students cannot test from home	Students can test from home
Session access codes and proctor passwords are used	Session access codes and proctor passwords are NOT used
Math, ELA, SLA and Science	Math and ELA only
ASL available for Math and ELA, Spanish version and TTS available for all tests	No ASL No Spanish tests TTS only available for Math
Machine or professionally scored tests with later reporting	Teachers score human scored items and receive near-real-time results

Fall 2021 Key Test Dates

- Cognia Formative Assessments are available all year
- A 3-4 week maintenance window will be scheduled at the end of the school year for data clean-up and software updates

District Pre-ID Upload Window #1	21 June – 2 July 2021
District Pre-ID Upload Window #2	26 July – 13 August 2021
New kiosks available to download (Windows, Chrome and iOS only)	3 August 2021
BOY Interim Window	16 Aug – 30 Sep 2021
District Pre-ID Upload Window #3	15 Nov – 3 Dec 2021
MOY Interim Window	6 Dec 2021 – TBD 2022



Once a student is in the portal, they can be used for all subsequent assessment windows and programs in the school year.

Test Platform Components



**New Mexico Assessments
Portal:**

Online Test Administration System



**New Mexico Assessments
Student Test Interface:**

Student Test Delivery System



New Mexico Assessments Portal: Online Test Administration System



- <https://newmexico.Cognia.org>
- Manage user account
- Add and update student (DTC/STC only)
- View student rosters
- Create classes
- Schedule classes for a test
- Print student log-in tickets
- Monitor student testing
- *Score human scored items (formative only)*
- View reports
- *Create custom tests from pre-made forms and items (formative only)*



[See online video tutorials for demonstrations!](#)

New Mexico Assessments Student Test Interface: Student Test Delivery System

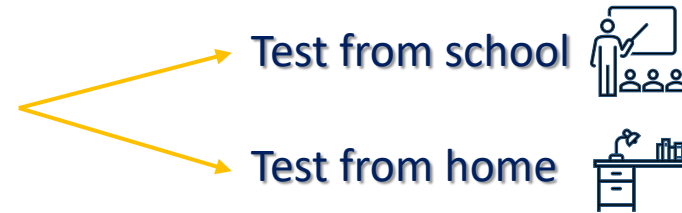


Two ways to access this:

1. Web browser:

 <https://newmexico.cognia.org/student>

- **Formative only!**
- See NMPED Assessments Technology Guidelines 2020-2021



2. New Mexico Public Education Department Assessments **Kiosk**

- **Required** for summative
- **Optional** for formative
- New Windows, Chrome and iOS Kiosk for 2021-2022, available *NOW*
 - *Continue to use Spring 2020 Mac Kiosk until Fall 2021*
- Kiosk is more secure but must be downloaded and installed onto student test device

Test Preparation Process



- 1. Get accounts (MyJourney and New Mexico PED Assessments Portal)
- 2. Research content and identify tests in MyJourney



- 1. Add/edit/transfer students
- 2. Assign accessibility features and accommodations

TA



- 1. Make classes
- 2. Review Student Information
- 3. Schedule classes for test
- 4. Print/distribute log-in tickets

Students



- 1. Launch web browser (or kiosk)
- 2. Log-in and test

Test from school 

Test from home 

After testing...



- 1. Score Tests
- 2. View Reports

User Accounts and Access



- Two accounts are needed: MyJourney and New Mexico Assessments Portal
- MyJourney: <https://myjourney.cognia.org/login>
 - Contact Cognia Support for Account
- New Mexico Assessments Portal: <https://newmexico.cognia.org/>
- Already have a user account? Continue to use it!
- Don't have an account?
 - Teachers can request account through the Cognia Help and Support site or contact their DTC/STC to have an account created
 - New users will receive two automated emails, one with username and one with temporary password from nmtechsupport@cognia.org
- Forgot password links and account reactivation/deactivation notification are sent to the e-mail associated with the account
- Know your username, ensure the e-mail address associated with the username is correct
- ***Portal will remain open all year***

User Accounts and Access



Access	DTC	STC (for orgs assigned)	TA (teacher) (for orgs assigned)
Roster Management (Pre-ID Upload, student transfer or un-enrollment)	Yes	Limited	No
Edit Student Demographics	Yes	Yes	No (View only)
Edit Student Accommodations	Yes	Yes	No (View only)
Create/Edit/Delete Classes	Yes	Yes	Yes - for assigned classes
Schedule Tests	Yes	Yes	Yes - for assigned classes and programs
Access Test Sessions	Yes	Yes	Yes - for assigned classes and programs
Score Tests	No	No	Yes
Build Custom Item Sets in Authoring	Yes	Yes	Yes
View Reports	Yes	Yes	Yes (for their class)




User Accounts and Access



- A TA can add any student in their school to their class
- A TA can only view the student record for any student in one of their classes
 - A TA cannot edit the student record
- A TA can view, edit or delete any class to which they have been designated the TA
- A TA can schedule their class to any program that that have access to
 - Programs: Cognia Formative, iMSSA Interim, ASR, MSSA
- A TA can view, edit or delete a test session if they are the TA for the class in the test session *and* they have access to the program (MSSA, ASR, iMSSA, Cognia Formative)
- A TA can view Interim and Formative test results in Reporting for any class they are assigned to
- *Program access does not determine Reporting access*

User Accounts and Access





UsersGroupsProgramsStandardsRolesConfigurations

Admin eMetricHelp & SupportLogout

Create New User

Save UserCancel

Username*

First Name*

New

Last Name*

User

Email*

Phone Number

Fax Number

Address

Roles & Organizations

New User has the following role:

No roles selected. Click here to choose role(s).

New User belongs to the following organizations:

No organizations selected. Click here to choose organization(s).

Click here to select organization(s).

New User has access to the following programs:

New Mexico Measures of Student Success and Achievement


New Mexico Assessment of Science Readiness

iMSSA Interim Assessment

Formative Assessment

Click here to select program(s).

v3.18.1.5 Copyright © 2021 eMetric LLC Contact Us 877-676-6722 Terms of Use Privacy Policy



NEW MEXICO

Public Education Department

Copyright - eMetric LLC

User Accounts and Access




Portal url: <https://newmexico.cognia.org/>



User Accounts and Access





Landing Page


1  Users Standards


2 City Cyber 3 Help & Support Logout


Welcome to the New Mexico Public Education Department Assessments Portal!

4 


Authoring
Access and customize item sets and tests using Cognia's exclusive item bank.


Administration
Organize students for testing, schedule tests, and monitor testing progress.


Reporting
View summary and individual student results by test and content standards.


Scoring
Score student responses to open-ended items using the distributed scoring interface.


Portal url: <https://newmexico.measuredprogress.org/>

Cognia Help and Support Site: <https://newmexico.onlinehelp.cognia.org/>




User Accounts and Access



Admin Page



[Home](#)[Students](#)[Classes](#)[Test Sessions](#)

 Steven Adler  Help & Support  Logout

Home

Welcome to the New Mexico Public Education Department Assessments Administration portal. This site provides access to student information and test session details.

[Click here](#) for access to downloadable PDFs of formative item sets.

If you need assistance utilizing this site, please contact Cognia support at nmtechsupport@cognia.org or by calling toll-free (877) 676-6722.

Classes



- Groups of one or more students who will take a test
 - Create classes by grade and subject
 - (Grade 3 Math, Grade 3 ELA, Grade 4 Math, Grade 4 ELA, etc...)
 - Classes can be deleted if no one in the class has logged into a test
 - Students can be assigned to more than one class
 - If any student needs to retake the test, you can create a *subgroup* with some or all students from a class, or create a new class with the student(s) and assign that class to the test
 - Reporting interface allows you to view data by class name, keep this in mind as you create classes in iTester to ensure the grouping of students in iTester classes will be reported in a logical manner



A TA will see and be able to edit any class they have been assigned as TA

Classes



Home Students **Classes** Test Sessions

City Cyber Help & Support Logout

Mathematics Classes for City Cyber

1 Cyber City Sch3-996 (Cyber City-999) 2 Mathematics

3 Create Grade Level Class 4 Upload Grade Level Class

Class	Teacher	Grade	Student Count	
Cyber, City-Summative Math Group A-(Grade -3)	Cyber, City	3	10	5 View Edit Delete
Cyber, City-ReportMath-(Grade -3)	Cyber, City	3	7	View Edit Delete
Cyber, City-math_spa-(Grade -8)	Cyber, City	8	8	View Edit Delete
Cyber, City-math_Eng-(Grade -8)	Cyber, City	8	8	View Edit Delete
Cyber, City-Interim_Math_EN-(Grade -8)	Cyber, City	8	2	View Edit Delete
Cyber, City-Interim_Math_EN-(Grade -7)	Cyber, City	7	2	View Edit Delete
Cyber, City-Interim_Math_EN-(Grade -6)	Cyber, City	6	2	View Edit Delete
Cyber, City-Interim_Math_EN-(Grade -5)	Cyber, City	5	2	View Edit Delete
Cyber, City-Interim_Math_EN-(Grade -4)	Cyber, City	4	2	View Edit Delete
Cyber, City-Interim_Math_EN-(Grade -3)	Cyber, City	3	2	View Edit Delete

Showing 1 - 10 of 23 Page 1 of 3 Next > 10 per page

Classes



- Limit of 90 students per class

Home Students **Classes** Test Sessions City Cyber Help & Support Logout

Add New **Mathematics** Class in Cyber City Sch3-996

Class Information

1 Class Name:

2 Teacher: 3 Grade:

Search for Students

Grade: Class:

☒ Show only students that are not assigned to a class

Showing students in : Cyber City Sch3-996

Last Name, First Name (State Student ID)

4 Sort By:

Ninetythree, Student (999990093)
Ninetyfour, Student (999990094)
Ninetyfive, Student (999990095)
Ninetysix, Student (999990096)
Ninetyseven, Student (999990097)
Ninetyeight, Student (999990098)
OneThree, Student (999990103)
OneFour, Student (999990104)
OneFive, Student (999990105)
OneSix, Student (999990106)

Students in : 0/90


Add »
« Remove

5 Save Cancel

[See online video tutorials for demonstrations!](#)

Classes



 [Home](#) [Students](#) [Classes](#) [Test Sessions](#) [City Cyber](#) [Help & Support](#) [Logout](#)

Add New Mathematics Class in Cyber City Sch3-996

Class Information

Class Name:

Teacher:

Choose a Teacher

Cyber, City

Grade:

3

Search for Students

Grade:

3

Class:

Choose a Class

☐ Show only students that are not assigned to a class

Showing students in : Cyber City Sch3-996

Last Name, First Name (State Student ID)

Sort By:

Seventyfive, Student (999990075)
Seventysix, Student (999990076)
Seventyseven, Student (999990077)
Seventyeight, Student (999990078)
Seventynine, Student (999990079)
Eighty, Student (999990080)
FourTwentyone, Student (999990421)
FourTwentytwo, Student (999990422)
FourTwentythree, Student (999990423)
FourTwentyfour, Student (999990424)

Add »

« Remove

Students in Math Students: 10/90

Seventyone, Student (999990071)
Seventytwo, Student (999990072)
Seventythree, Student (999990073)
Seventyfour, Student (999990074)
Seventyfive, Student (999990075)
Seventysix, Student (999990076)
Seventyseven, Student (999990077)
Seventyeight, Student (999990078)
Seventynine, Student (999990079)
Eighty, Student (999990080)

Save

Cancel

Classes



[Home](#) [Students](#) [Classes](#) [Test Sessions](#)

[City Cyber](#) [Help & Support](#) [Logout](#)

Mathematics Classes for City Cyber

Cyber City Sch3-996 (Cyber City-999)

Mathematics

Create Grade Level Class

Upload Grade Level Class

Class	Teacher	Grade	Student Count	
Cyber, City-Interim_Math_EN-(Grade -3)	Cyber, City	3	2	View Edit Delete
Cyber, City-Interim Math EN 2-(Grade -3)	Cyber, City	3	2	View Edit Delete
Cyber, City-Interim Math SP-(Grade -3)	Cyber, City	3	2	View Edit Delete
Cyber, City-ReportMath-(Grade -3)	Cyber, City	3	7	View Edit Delete
Cyber, City-Summative Math Group A-(Grade -3)	Cyber, City	3	10	View Edit Delete
Cyber, City-Math Students-(Grade -3)	Cyber, City	3	10	View Edit Delete
Cyber, City-Interim_Math_EN-(Grade -4)	Cyber, City	4	2	View Edit Delete
Cyber, City-Interim Math EN 2-(Grade -4)	Cyber, City	4	2	View Edit Delete
Cyber, City-Interim Math SP-(Grade -4)	Cyber, City	4	2	View Edit Delete
Cyber, City-Interim_Math_EN-(Grade -5)	Cyber, City	5	2	View Edit Delete

Showing 1 - 10 of 24

Page 1 of 3

[Next](#)

[>](#)

10

per page

v3.18.1.5 Copyright © 2021 eMetric LLC [Contact Us](#) [877-676-6722](#) [Terms of Use](#) [Privacy Policy](#)

Students



- DTC/STC must add students, unenroll students, and transfer students
- Check students
 - DTC/STC can edit demographic data
 - Download roster by selecting “Export Roster” under the “Exports” drop down
- Check accommodations
 - STC or DTC can add or remove accommodations
 - Accommodations applied to the student will be applied to any assessment the student takes unless the accommodation is removed before they log into the assessment




Important Note for ELA TTS and Math/ELA ASL:

- *Formative ELA assessments do not have TTS forms*
- *Formative ELA and Math assessments do not have ASL*
- *You must remove these accommodations before the student takes a formative test*

Students





HomeStudentsClassesTest Sessions

City CyberHelp & SupportLogout

Students in Cyber City Sch3-996

Cyber City Sch3-996 (Cyber City-999)
Choose a Subject

Exports
Export Roster

Last Name	First Name	Middle Initial	State Student ID	Tested Grade				
Seventyone	Student		999990071	3	View Classes	View Test Sessions	Enrollment Info	View
Seventytwo	Student	T	999990072	3	View Classes	View Test Sessions	Enrollment Info	View
Seventythree	Student		999990073	3	View Classes	View Test Sessions	Enrollment Info	View
Seventyfour	Student		999990074	3	View Classes	View Test Sessions	Enrollment Info	View
Seventyfive	Student		999990075	3	View Classes	View Test Sessions	Enrollment Info	View
Seventysix	Student		999990076	3	View Classes	View Test Sessions	Enrollment Info	View
Seventyseven	Student		999990077	3	View Classes	View Test Sessions	Enrollment Info	View
Seventyeight	Student		999990078	3	View Classes	View Test Sessions	Enrollment Info	View
Seventynine	Student		999990079	3	View Classes	View Test Sessions	Enrollment Info	View
Eighty	Student	S	999990080	3	View Classes	View Test Sessions	Enrollment Info	View

Showing 1 - 10 of 42Page 1 of 5Next>10 per page

Students

- Student Information tab

Student Information	Accommodations
State Student ID: *	999990811
NASIS ID (BIE only):	999990811
First Name: *	Student
Middle Initial:	
Last Name: *	EightEleven
Gender: *	Female X ▼
Date of Birth: *	12/27/2000
Grade: *	8 X ▼
Tested Grade: *	Choose a value ▼
Hispanic: *	Yes of Hispanic or Lat... X ▼
Race: *	Asian X ▼
EL Status: *	Initially Fluent English... X ▼
<i>Required if "Current EL Student" is selected above.</i>	
Years In USA Schools:	Choose a value ▼
Bilingual Education:	Unknown ▼
Special Education:	Unknown ▼
Migrant:	Unknown ▼
Economically Disadvantaged (district use only):	Unknown ▼
Gifted:	Unknown ▼
504 Plan:	Unknown ▼
Title 1:	Unknown ▼
Homeless:	Unknown ▼
Foster Care:	Unknown ▼
Military:	Unknown ▼
ELA Test Mode:	Choose a value ▼
SLA Test Mode:	Choose a value ▼
MAT Test Mode:	Choose a value ▼
SCI Test Mode:	Choose a value ▼
Home School Status:	No ▼
Not Full Academic Year BIE:	Full Academic Year ▼



Assigning Platform-Delivered Accessibility Features and Accommodations



Student Information

Accommodations

Accessibility Features

Delivered by the Test Platform

☒ Reverse Contrast ⓘ

☐ Custom Masking ⓘ

☒ Color Contrast ⓘ

☐ Answer Masking ⓘ

☒ Mathematics TTS English

☐ Mathematics TTS Spanish (Excludes Formative) ⓘ

☐ Science TTS English (Summative Only) ⓘ

☐ Science TTS Spanish (Summative Only) ⓘ

Accommodations

Delivered by the Test Platform

☐ SLA TTS Spanish (Summative Only) ⓘ

☐ ELA TTS English (Summative Only) ⓘ

☐ Allow Accessibility Mode Testing ⓘ

☐ ASL Video (Mathematics - Summative Only) ⓘ

☐ ASL Video (ELA - Summative Only) ⓘ

☐ Basic Calculator on Non-Calculator Sections of Mathematics Test ⓘ

☐ Scientific Calculator on Non-Calculator Sections of Mathematics Test ⓘ

☐ Word Prediction (Embedded) ⓘ

Accommodations

Delivered Externally

☐ Headphones/Noise Buffer ⓘ

☐ Mathematics Tools ⓘ

☐ Word Prediction ⓘ

☐ Speech-to-Text ⓘ

☐ Human Signer ⓘ

☐ Human Signer for Test Directions ⓘ

☐ Braille Notetaker ⓘ

☐ Braille Writer ⓘ

☐ Refreshable Braille Display with Screen Readers (Summative Math and ELA, Interim Math Only) ⓘ

☐ Screen Readers (Summative Math and ELA, Interim Math Only) ⓘ

☐ Tactile Graphics (Summative Only) ⓘ

☐ Human Reader English (IEP, 504, EL) ⓘ

☐ Human Reader Spanish (IEP, 504 - Excludes Formative) ⓘ

☐ Read Aloud to Self ⓘ

☐ Human Scribe ⓘ

☐ Assistive Technology Device Presentation ⓘ

☐ Assistive Technology Device Responses ⓘ

Accommodations for English Learners(EL)

Delivered by the Test Platform

☐ Spanish Language Version (Summative Math, Science and Language Arts and Interim Math Only) ⓘ

Accommodations for English Learners(EL)

Delivered Externally

☐ Picture Dictionary ⓘ

☐ Directions in Native Language ⓘ

☐ Commercial Word-To-Word Dictionary ⓘ

☐ Customized Dual Language Glossary ⓘ

☐ Pocket Word-To-Word Translator ⓘ



If a program does not support an accommodation, the accommodation must be removed before a student can be included in a test session.

i.e. students taking a Formative assessment must not have ELA TTS or ASL Videos selected when they are scheduled for a Formative test session.

Assigning Platform-Delivered Accessibility Features and Accommodations



Teacher Name: One, School
Class Name: One, School-QABot ASR G11 EN-(Grade -HS)
Test Name: QABot NM-ASR Full Practice G11-English
Testing Window: 12/20/19 to 12/27/19

Student Name	Date of Birth	Username	Password	Accommodations
OneNineteight, Student E	4/24/99	100000198	4DAEB4F3	Text-To-Speech English (SWD, 504, EL)
OneNineteen, Student	4/23/99	100000197	85762DFC	Reverse Contrast, Custom Masking, Color Contrast, Picture Dictionary, Human Signer

Test Session Details



Home Students Classes Test Sessions

Steven Adler Help & Support Logout

Test Sessions

District: Cyber Mesa District
Administration: NM Admin
Teacher: Adler, Steven
Class: Adler, Steven-English-(Grade -5)
Test Name: G5 Demo Math Test English
Testing Window: 07/12/2020 to 05/31/2021

Test is in progress. It ends on 05/31/2021. Students may log in and take the test using their username and password shown below.

« Back to Test Sessions

1 login per page

Print selected logins

Print all logins (5)

Form Name


<input type="checkbox"/>	Last Name 🔍	First Name 🔍	Username 🔍	Password 🔍	Form Name 🔍	Date/Time Created	Test Report Code	Status	Date/Time Started	Date/Time Completed
<input type="checkbox"/>	Five	Demo	900000005	2CE79954	Demo Form English TTS	07/12/2020 1:05:53 PM	+	Session 1:Not Started		Invalidate
<input type="checkbox"/>	Four	Demo	900000004	68CE5FD4	Demo Form English	07/12/2020 1:05:53 PM	+	Session 1:Not Started		Invalidate
<input type="checkbox"/>	One	Demo	900000001	A63FA87A	Demo Form English	07/12/2020 1:05:53 PM	+	Session 1:Not Started		Invalidate
<input type="checkbox"/>	Three	Demo	900000003	BE86BDFF	Demo Form English	07/12/2020 1:05:53 PM	+	Session 1:Not Started		Invalidate
<input type="checkbox"/>	Two	Demo	900000002	4FA72AAF	Demo Form English	07/12/2020 1:05:53 PM	+	Session 1:Not Started		Invalidate

Showing 1 - 5 of 5




Test Sessions

Preparing for and monitoring testing

- Schedule a test session (assign class to a test)
 - Select program, subject, and then test
 -  Off grade testing is allowed
 - Go to the test session details page to:
 - Review students in the test session
 - Check student forms (TTS)
 - Print test tickets with students' usernames and passwords
 - Ensure student has accessibility and accommodations listed on test ticket
 - Monitor test sessions, download test session information
 - Students do not have to test at the same time
 - Log-ins can be used at anytime during the test window as long as the student has not turned in the test



Test Sessions

 [Home](#) [Students](#) [Classes](#) [Test Sessions](#) [City Cyber](#) [Help & Support](#) [Logout](#)

Displaying test sessions for in Cyber City Sch3-996

1 2


3

4 Exports ▼

There are no test sessions scheduled that match the selected criteria.



Test Sessions

 [Home](#) [Students](#) [Classes](#) [Test Sessions](#) [City Cyber](#) [Help & Support](#) [Logout](#)

Schedule Test Session

2 forms selected for scheduling 1 class.

1

Content Area: Program:

Test:

Schedule test session for:

2

Search for Classes

Classes:

- Cyber, City-Summative Math Group A-(Grade -3)
- Cyber, City-Math Students-(Grade -3)
- Cyber, City-Interim_Math_EN-(Grade -4)
- Cyber, City-Interim Math EN 2-(Grade -4)
- Cyber, City-Interim Math SP-(Grade -4)
- Cyber, City-Interim_Math_EN-(Grade -5)

Start Date: End Date: Time Zone:


3



Any *Math* class that has not already been scheduled for this test can be scheduled!



Test Sessions



HomeStudentsClassesTest Sessions

City CyberHelp & SupportLogout

Displaying test sessions for MD Area Unit Sq Decompose G3 in Cyber City Sch3-996

Cyber City Sch3-996 (Cyber City-999)▼Mathematics▼

Formative Assessment▼MD Area Unit Sq Decompose G3▼

Filter by testing status
All▼

Schedule New Test Session

Exports▼

School	Class	Testing Status	Created Date	Created By	
Cyber City Sch3-996	Cyber, City-Math Students-(Grade -3)	In Progress	3/13/2021 2:08:55 PM	City Cyber	View Details/Student Logins Delete

Showing 1 - 1 of 1

*Created date is in Mountain Standard Time.



Test Sessions



Home Students Classes Test Sessions

City Cyber Help & Support Logout

Test Sessions

District: Cyber City-999
Administration: NM Admin
Teacher: Cyber, City
Class: Cyber, City-Math Students-(Grade -3)
Test Name: MD Area Unit Sq Decompose G3
Testing Window: 03/13/2021 to 06/30/2021

School: Cyber City Sch3-996
Content Area: Mathematics

Test is in progress. It ends on 06/30/2021. Students may log in and take the test using their username and password shown below.

« Back to Test Sessions

Session

Test Tickets Print Options

Choose a Session

1 login per page

Print Selected Logins

Print All Logins (10)

Form Name

Time Student was added

Test Status

<input type="checkbox"/>	Last Name	First Name	Username	Password	Form Name	Date/Time Created	Test Report Code	Status	Date/Time Started	Date/Time Completed
<input type="checkbox"/>	Seventyone	Student	999990071	D6FFE479	MD Area Unit Sq Decompose G3	03/13/2021 2:08:55 PM	+	Part A :Not Started		Invalidate
<input type="checkbox"/>	Seventytwo	Student	999990072	4658B8FC	MD Area Unit Sq Decompose G3 Text-to-Speech	03/13/2021 2:08:55 PM	+	Part B :Not Started		Invalidate
<input type="checkbox"/>	Seventythree	Student	999990073	3B9427C7	MD Area Unit Sq Decompose G3	03/13/2021 2:08:55 PM	+	Part A :Not Started		Invalidate
<input type="checkbox"/>	Seventyfour	Student	999990074	FE3277DA	MD Area Unit Sq Decompose G3	03/13/2021 2:08:55 PM	+	Part B :Not Started		Invalidate
<input type="checkbox"/>	Seventyfive	Student	999990075	FD2D2E3D	MD Area Unit Sq Decompose G3	03/13/2021 2:08:55 PM	+	Part A :Not Started		Invalidate
<input type="checkbox"/>	Seventysix	Student	999990076	28CD8B9A	MD Area Unit Sq Decompose G3	03/13/2021 2:08:55 PM	+	Part B :Not Started		Invalidate

Login Credentials



Test Sessions

Completing testing

- Check student test status for tests “Not Started” or “In Progress”
 - If test is “Not Started” or “In Progress”, student can log in and finish it anytime during test window if they have log-in information
 - Once test is “Finished”, student cannot log in to test
- Test invalidation: not reported in formative reports

! Test report code assigned: student will be listed in report with NO SCORE

! Student not started or in progress: will not be reported unless they have test report code assigned in which case they will be reported with no score

! Note: Students can still log into a test regardless of the test invalidation setting or test report code



Test Sessions

Displaying codes for Demo Five in Grade 5 Math (English)

Home Students Classes Test Sessions

Test Sessions

District: Cyber City-999
Administration: NM Admin
Teacher: Cyber, City
Class: Cyber, City-Math Students-(Grade -3)
Test Name: MD Area Unit Sq Decompose G3
Testing Window: 03/13/2021 to 06/30/2021

School: Cyber City Sch3-996
Content Area: Mathematics

Test is in progress. It ends on 06/30/2021. Students may log in and take the test using their username and password shown below.

« Back to Test Sessions

Session:

Choose a Session

1 login per page

Print Selected Logins

Print All Logins (10)

Test Report Codes (Clear)

- ☐ Withdrew Before Test Completion
- ☐ Non-Allowed Modification
- ☐ Language Exempt for Reading Only
- ☐ Medical Emergency
- ☐ Parental Refusal
- ☐ Other Non-Completion
- ☐ Test Irregularities
- ☐ Absent
- ☐ COVID Exemption

Close

Test Report Code

Test Invalidation

<input type="checkbox"/>	Last Name	First Name	Username	Password	Form Name	Date/Time Created	Test Report Code	Status	Date/Time Started	Date/Time Completed
<input type="checkbox"/>	Seventyone	Student	999990071	D6FFE479	MD Area Unit Sq Decompose G3	03/13/2021 2:08:55 PM	+	Part A :Not Started		Invalidate
								Part B :Not Started		Invalidate
<input type="checkbox"/>	Seventytwo	Student	999990072	46588BFC	MD Area Unit Sq Decompose G3 Text-to-Speech	03/13/2021 2:08:55 PM	+	Part A :Not Started		Invalidate
								Part B :Not Started		Invalidate
<input type="checkbox"/>	Seventythree	Student	999990073	3B9427C7	MD Area Unit Sq Decompose G3	03/13/2021 2:08:55 PM	+	Part A :Not Started		Invalidate
								Part B :Not Started		Invalidate
<input type="checkbox"/>	Seventyfour	Student	999990074	FE3277DA	MD Area Unit Sq Decompose G3	03/13/2021 2:08:55 PM	+	Part A :Not Started		Invalidate
								Part B :Not Started		Invalidate
<input type="checkbox"/>	Seventyfive	Student	999990075	FD2D2E3D	MD Area Unit Sq Decompose G3	03/13/2021 2:08:55 PM	+	Part A :Not Started		Invalidate
								Part B :Not Started		Invalidate
<input type="checkbox"/>	Seventysix	Student	999990076	28CD8B9A	MD Area Unit Sq Decompose G3	03/13/2021 2:08:55 PM	+	Part A :Not Started		Invalidate
								Part B :Not Started		Invalidate

v3.18.1.5 Copyright © 2021 eMetric LLC Contact Us 877-676-6722 Terms of Use Privacy Policy



Test Sessions



Home Students Classes Test Sessions

City Cyber Help & Support Logou

Test Sessions

District: Cyber City-999
Administration: NM Admin
Teacher: Cyber, City
Class: Cyber, City-Math Students-(Grade -3)
Test Name: MD Area Unit Sq Decompose G3
Testing Window: 03/13/2021 to 06/30/2021

School: Cyber City Sch3-996
Content Area: Mathematics

Test is in progress. It ends on 06/30/2021. Students may log in and take the test using their username and password shown below.

Back to Test Sessions

Session:

Choose a Session

1 login per page

Print Selected Logins

Print All Logins (10)

<input type="checkbox"/>	Last Name	First Name	Username	Password	Form Name	Date/Time Created	Test Report Code
<input type="checkbox"/>	Seventyone	Student	999990071	D6FFE479	MD Area Unit Sq Decompose G3	03/13/2021 2:08:55 PM	+
<input type="checkbox"/>	Seventytwo	Student	999990072	4658BBFC	MD Area Unit Sq Decompose G3 Text-to-Speech	03/13/2021 2:08:55 PM	08
<input type="checkbox"/>	Seventythree	Student	999990073	3B9427C7	MD Area Unit Sq Decompose G3	03/13/2021 2:08:55 PM	+
<input type="checkbox"/>	Seventyfour	Student	999990074	FE3277DA	MD Area Unit Sq Decompose G3	03/13/2021 2:08:55 PM	+
<input type="checkbox"/>	Seventyfive	Student	999990075	FD2D2E3D	MD Area Unit Sq Decompose G3	03/13/2021 2:08:55 PM	+
<input type="checkbox"/>	Seventysix	Student	999990076	28CD8B9A	MD Area Unit Sq Decompose G3	03/13/2021 2:08:55 PM	+
<input type="checkbox"/>	Seventyseven	Student	999990077	B3D5684C	MD Area Unit Sq Decompose G3	03/13/2021 2:08:55 PM	+
<input type="checkbox"/>	Seventyeight	Student	999990078	D8B82FBD	MD Area Unit Sq Decompose G3 Text-to-Speech	03/13/2021 2:08:55 PM	+
<input type="checkbox"/>	Seventynine	Student	999990079	EB876EAB	MD Area Unit Sq Decompose G3	03/13/2021 2:08:55 PM	+
<input type="checkbox"/>	Eighty	Student	999990080	2EC24778	MD Area Unit Sq Decompose G3 Text-to-Speech	03/13/2021 2:08:55 PM	+

Showing 1 - 10 of 10

Test Status

Status	Date/Time Started	Date/Time Completed	
Part A :Finished	3/13/2021 2:27:37 PM	3/13/2021 2:28:22 PM	Invalidate
Part B :Finished	3/13/2021 2:28:26 PM	3/13/2021 2:34:10 PM	Invalidate
Part A :In Progress	3/13/2021 2:36:44 PM		Invalidate
Part B :Not Started			Invalidate
Part A :Finished	3/13/2021 2:39:21 PM	3/13/2021 2:39:47 PM	Invalidate
Part B :Finished	3/13/2021 2:40:18 PM	3/13/2021 2:42:52 PM	Invalidate
Part A :Finished	3/13/2021 4:21:35 PM	3/13/2021 4:22:08 PM	Invalidate
Part B :Finished	3/13/2021 4:22:12 PM	3/13/2021 4:22:25 PM	Invalidate
Part A :Finished	3/13/2021 4:22:48 PM	3/13/2021 4:23:13 PM	Invalidate
Part B :Finished	3/13/2021 4:23:18 PM	3/13/2021 4:25:30 PM	Invalidate
Part A :Finished	3/13/2021 4:26:07 PM	3/13/2021 4:26:32 PM	Invalidate
Part B :Finished	3/13/2021 4:26:36 PM	3/13/2021 4:27:48 PM	Invalidate
Part A :Finished	3/13/2021 4:28:12 PM	3/13/2021 4:28:41 PM	Invalidate
Part B :Finished	3/13/2021 4:28:48 PM	3/13/2021 4:28:55 PM	Invalidate
Part A :Not Started			Invalidate
Part B :Not Started			Invalidate
Part A :Not Started			Invalidate
Part B :Not Started			Invalidate
Part A :Not Started			Invalidate
Part B :Not Started			Invalidate

v3.18.1.5 Copyright © 2021 eMetric LLC Contact Us 877-676-6722 Terms of Use Privacy Policy



Scoring the Test



Users

 City Cyber

 Help & Support

 Logout

Welcome to the New Mexico Public Education Department Assessments Portal!



Administration

Organize students for testing, schedule tests, and monitor testing progress.



Reporting

View summary and individual student results by test and content standards.



Scoring

Score student responses to open-ended items using the distributed scoring interface.



Scoring the Test



Ready For Scoring

Scored Responses

City Cyber

Help & Support

Logout

Program: Formative Assessment

Test Name: MD Area Unit Sq Decompose G3

Class: Cyber, City-Math Students-(Grade -3)

Human scored item(s)


Last Name	First Name	Test Status	Date/Time Completed	Form Name	Item
Eighty	Student	Not Started		MD Area Unit Sq Decompose G3 Text-to-Speech	138726
Seventyeight	Student	Not Started		MD Area Unit Sq Decompose G3 Text-to-Speech	Score
Seventyfive	Student	Finished	3/13/2021 4:25:30 PM	MD Area Unit Sq Decompose G3	Score
Seventyfour	Student	Finished	3/13/2021 4:22:25 PM	MD Area Unit Sq Decompose G3	0
Seventynine	Student	Not Started		MD Area Unit Sq Decompose G3	Score
Seventyone	Student	Finished	3/13/2021 2:34:10 PM	MD Area Unit Sq Decompose G3	Score
Seventyseven	Student	Finished	3/13/2021 4:28:55 PM	MD Area Unit Sq Decompose G3	0
Seventysix	Student	Finished	3/13/2021 4:27:48 PM	MD Area Unit Sq Decompose G3	1
Seventythree	Student	Finished	3/13/2021 2:42:52 PM	MD Area Unit Sq Decompose G3	2
Seventytwo	Student	Not Started		MD Area Unit Sq Decompose G3 Text-to-Speech	

*Note: The test times are reported in Mountain Standard Time.

Submit Scores for Reporting



Scoring the Test


Ready For ScoringScored Responses


City CyberHelp & SupportLogout

2

This question has two parts. Be sure to answer all parts of the question.

This rectangle has a shaded part and a part that is not shaded.



Key
 = 1 square unit

a. Write an equation that shows the area, in square units, of the shaded part of the rectangle. Show your work or explain how you know.

6 · 3 = 18

3

1

Student Name: Seventyone
Class Name: Math Students
Test Name: MD Area Unit Sq
Item Id: 138726
Item Name: 765102
Item Sequence: 7

Score: Choose a Score

4

Scoring Guide:
Human Scoring
MaxScore: 2

Score	Description
2	For the correct answer to and part (b), $6 \times 3 + 6 \times 6 = 48$
1	For the correct answer to
0	The response is incorrect or is irrelevant to the skill or c
Blank	No Response.


6

Submit & ExitPrint

5

Item Stimulus/Stem

v3.18.1.5 Copyright © 2021 eMetric LLC Contact Us 877-676-6722 Terms of Use Privacy Policy



NEW MEXICO
Public Education Department

Copyright - eMetric LLC



Scoring the Test

[Ready For Scoring](#)[Scored Responses](#)[City Cyber](#)[Help & Support](#)[Logout](#)

Scoring Guide:

Score	Description
2	For the correct answer to part (a), $6 \times 3 = 18$ or equivalent and part (b), $6 \times 3 + 6 \times 6 = 54$ or equivalent.
1	For the correct answer to one part.
0	The response is incorrect or contains some correct work that is irrelevant to the skill or concept being measured.
Blank	No Response.

Student Name: Student Seventyone
Class Name: Math Students
Test Name: MD Area Unit Sq
Item Id: Decompose G3
Item Name: 138726
Item Sequence: 765102
7

Score:

Scoring Guide:

Human Scoring
Max Score: 2

Score	Description
2	For the correct answer to and part (b), $6 \times 3 + 6 \times 6 = 54$ or equivalent.
1	For the correct answer to one part.
0	The response is incorrect or contains some correct work that is irrelevant to the skill or concept being measured.
Blank	No Response.

[Submit & Exit](#)[Print](#)

Item Stimulus/Stem

v3.18.1.5 Copyright © 2021 eMetric LLC [Contact Us](#) 877-676-6722 [Terms of Use](#) [Privacy Policy](#)

Scoring the Test

[Ready For Scoring](#)[Scored Responses](#)[City Cyber](#)[Help & Support](#)[Logout](#)

Program:

Test Name:

Class:

Human Scored item(s)



Last Name	First Name	Test Status	Date/Time Completed	Form Name	Item
Eighty	Student	Not Started		MD Area Unit Sq Decompose G3 Text-to-Speech	
Seventyeight	Student	Not Started		MD Area Unit Sq Decompose G3 Text-to-Speech	
<u>Seventyfive</u>	<u>Student</u>	Finished	3/13/2021 4:25:30 PM	MD Area Unit Sq Decompose G3	1
<u>Seventyfour</u>	<u>Student</u>	Finished	3/13/2021 4:22:25 PM	MD Area Unit Sq Decompose G3	0
Seventynine	Student	Not Started		MD Area Unit Sq Decompose G3	
<u>Seventyone</u>	<u>Student</u>	Finished	3/13/2021 2:34:10 PM	MD Area Unit Sq Decompose G3	2
<u>Seventyseven</u>	<u>Student</u>	Finished	3/13/2021 4:26:55 PM	MD Area Unit Sq Decompose G3	0
<u>Seventysix</u>	<u>Student</u>	Finished	3/13/2021 4:27:48 PM	MD Area Unit Sq Decompose G3	1
<u>Seventythree</u>	<u>Student</u>	Finished	3/13/2021 2:42:52 PM	MD Area Unit Sq Decompose G3	2
Seventytwo	Student	Not Started		MD Area Unit Sq Decompose G3 Text-to-Speech	

*Note: The test times are reported in Mountain Standard Time.

Submit Scores for Reporting



Scoring the Test

Ready For Scoring | Scored Responses

City Cyber | Help & Support | Logout

Program: Formative Assessment

Test Name: MD Area Unit Sq Decompose G3

Class: Cyber, City-Math Students-(Grade -3)

Last Name	First Name	Test Status	Date/Time Completed	Form Name	Item
Eighty	Student	Not Started		MD Area Unit Sq Decompose G3 Text-to-Speech	
Seventyeight	Student	Not Started		MD Area Unit Sq Decompose G3 Text-to-Speech	
Seventyfo					1
Seventyfo					0
Seventyni					2
Seventyoi					0
Seventysel				Decompose G3	
Seventysix	Student	Finished	3/13/2021 4:27:48 PM	MD Area Unit Sq Decompose G3	1
Seventythree	Student	Finished	3/13/2021 2:42:52 PM	MD Area Unit Sq Decompose G3	2
Seventytwo	Student	Not Started		MD Area Unit Sq Decompose G3 Text-to-Speech	

1 of 1 | 10 | 1 - 10 of 10

*Note: The test times are reported in Mountain Standard Time.

Submit Scores for Reporting

Submit Scores for Reporting?

There are students who have not finished testing. Are you sure you are ready to submit the scores for reporting for this test?

Yes No

Wait 10-15 Minutes!



Scoring the Test



Ready For Scoring

Scored Responses

City Cyber

Help & Support

Logout

Program:

Test Name:

Class:

Last Name	First Name	Test Status	Date/Time Completed	Form Name	Item 138726
Eighty	Student	Not Started		MD Area Unit Sq Decompose G3 Text-to- Speech	
Seventyeight	Student	Not Started		MD Area Unit Sq Decompose G3 Text-to- Speech	
Seventyfive	Student	Finished	3/13/2021 4:25:30 PM	MD Area Unit Sq Decompose G3	1
Seventyfour	Student	Finished	3/13/2021 4:22:25 PM	MD Area Unit Sq Decompose G3	0
Seventynine	Student	Not Started		MD Area Unit Sq Decompose G3	
Seventyone	Student	Finished	3/13/2021 2:34:10 PM	MD Area Unit Sq Decompose G3	2
Seventyseven	Student	Finished	3/13/2021 4:28:55 PM	MD Area Unit Sq Decompose G3	0
Seventysix	Student	Finished	3/13/2021 4:27:48 PM	MD Area Unit Sq Decompose G3	1
Seventythree	Student	Finished	3/13/2021 2:42:52 PM	MD Area Unit Sq Decompose G3	2
Seventytwo	Student	Not Started		MD Area Unit Sq Decompose G3 Text-to- Speech	

*Note: The test times are reported in Mountain Standard Time.




Scoring the Test

- You can score student(s) who did not finish after submitting a test for scoring
- You can change a student score
- You can retest a sub-set of a class's students



Using Subgroups

 [Home](#) [Students](#) [Classes](#) [Test Sessions](#) [City Cyber](#) [Help & Support](#) [Logout](#)


Displaying test sessions for in Cyber City Sch3-996

Cyber City Sch3-996 (Cyber City-999)	Mathematics	Schedule New Test Session	Exports
Formative Assessment	Select a test (required)		
iMSSA Interim Assessment			
Formative Assessment			

There are no test sessions scheduled that match the selected criteria.



Using Subgroups

 [Home](#) [Students](#) [Classes](#) [Test Sessions](#) [City Cyber](#) [Help & Support](#) [Logout](#)

Schedule Test Session

Please select class(es)/student(s).

Content Area: Program:

Test:

Schedule test session for:

Search for Students

Class:

- Cyber, City-Math Students-(Grade -3)
- Cyber, City-Interim_Math_EN-(Grade -3)
- Cyber, City-Interim Math EN 2-(Grade -3)
- Cyber, City-Interim Math SP-(Grade -3)
- Cyber, City-ReportMath-(Grade -3)
- Cyber, City-Summative Math Group A-(Grade -3)
- Cyber, City-Math Students-(Grade -3)
- Cyber, City-Interim_Math_EN-(Grade -4)
- Cyber, City-Interim Math EN 2-(Grade -4)
- Cyber, City-Interim Math SP-(Grade -4)
- Cyber, City-Interim Math EN-(Grade -5)
- Seventynine, Student (999990079)
- Eighty, Student (999990080)


Students in : 0/90

Start Date: End Date: Time Zone:

v3.18.1.5 Copyright © 2021 eMetric LLC [Contact Us](#) 877-676-6722 [Terms of Use](#) [Privacy Policy](#)



Using Subgroups

 [Home](#) [Students](#) [Classes](#) [Test Sessions](#) [City Cyber](#) [Help & Support](#) [Logout](#)

Schedule Test Session

3 students selected.

Content Area: Program:

Test:

Schedule test session for:

Search for Students

Class:

Showing students in Class: Cyber, City-ReportMath-(Grade -3)
Last Name, First Name (State Student ID)

Sort By:

Seventyeight, Student (999990078)	<input type="button" value="Add"/> <input type="button" value="Remove"/>	Seventyfour, Student (999990074)
Seventyfive, Student (999990075)		Seventyseven, Student (999990077)
Seventyfour, Student (999990074)		Seventynine, Student (999990079)
Seventynine, Student (999990079)		
Seventyseven, Student (999990077)		
Seventysix, Student (999990076)		
Seventythree, Student (999990073)		


Students in : 3/90

Start Date: End Date: Time Zone:

v3.18.1.5 Copyright © 2021 eMetric LLC [Contact Us](#) 877-676-6722 [Terms of Use](#) [Privacy Policy](#)



Using Subgroups

 Home Students Classes Test Sessions City Cyber Help & Support Logout

Displaying test sessions for MD Area Unit Sq Decompose G3 in Cyber City Sch3-996

Cyber City Sch3-996 (Cyber City-999) Mathematics Schedule New Test Session Exports

Formative Assessment MD Area Unit Sq Decompose G3

Filter by testing status: All


School	Class	Testing Status	Created Date	Created By	
Cyber City Sch3-996	Cyber, City-Math Students-(Grade -3)	In Progress	3/13/2021 2:08:55 PM	City Cyber	View Details/Student Logins Delete
Cyber City Sch3-996	Cyber, City-Subgroup-qpxf7k-(Grade -3)	In Progress	3/13/2021 2:19:01 PM	City Cyber	View Details/Student Logins Delete

Showing 1 - 2 of 2

*Created date is in Mountain Standard Time.



Using Subgroups

Ready For ScoringScored ResponsesCity CyberHelp & SupportLogout

Program:

Formative Assessment

Test Name:

MD Area Unit Sq Decompose G3

Class:

Cyber, City-Subgroup-qq1gfi-(Grade -3)

Last Name	First Name	Test Status	Date/Time Completed	Form Name	Item
Seventyfour	Student	In Progress		MD Area Unit Sq Decompose G3	138726
<u>Seventynine</u>	<u>Student</u>	Finished	3/15/2021 7:45:26 PM	MD Area Unit Sq Decompose G3	<u>Score</u>
<u>Seventyseven</u>	<u>Student</u>	Finished	3/15/2021 7:46:25 PM	MD Area Unit Sq Decompose G3	<u>Score</u>


1 of 1101 - 3 of 3

*Note: The test times are reported in Mountain Standard Time.

Submit Scores for Reporting



Updating Scores

 Ready For Scoring **Scored Responses** City Cyber Help & Support Logout

Program: Formative Assessment

Test Name: MD Area Unit Sq Decompose G3

Class: Cyber, City-Math Students-(Grade -3)

Last Name	First Name	Test Status	Date/Time Completed	Form Name	Item
Eighty	Student	Finished		MD Area Unit Sq Decompose G3 Text-to-Speech	Score
Seventyeight	Student	Finished		MD Area Unit Sq	Score
Seventyfive	Student				
Seventyfour	Student				
Seventynine	Student				
Seventyone	Student				
Seventyseven	Student	Finished	3/13/2021 4:28:55 PM	Decompose G3 MD Area Unit Sq Decompose G3	0
Seventysix	Student	Finished	3/13/2021 4:27:48 PM	MD Area Unit Sq Decompose G3	1
Seventythree	Student	Finished	3/13/2021 2:42:52 PM	MD Area Unit Sq Decompose G3	2
Seventytwo	Student	Not Started		MD Area Unit Sq Decompose G3 Text-to-Speech	

Update Score?

This student's score for this response has already been submitted for reporting. Are you sure you want to update this score?

Yes, I am sure No

1 of 1

10


1 - 10 of 10

*Note: The test times are reported in Mountain Standard Time.

v3.18.1.5 Copyright © 2021 eMetric LLC Contact Us 877-676-6722 Terms of Use Privacy Policy



Reports



Users

City Cyber

Help & Support

Logout

Welcome to the New Mexico Public Education Department Assessments Portal!



Administration

Organize students for testing, schedule tests, and monitor testing progress.



Reporting

View summary and individual student results by test and content standards.



Scoring

Score student responses to open-ended items using the distributed scoring interface.

Wait 10-15 Minutes!

v3.18.1.5 Copyright © 2021 eMetric LLC [Contact Us](#) 877-676-6722 [Terms of Use](#) [Privacy Policy](#)



Custom Item Sets

Create your own formative tests (“item sets”) by selecting specific Cognia items and or forms and creating a new custom item set.

Definitions:

- Item: individual question
- Form: collection of items organized into a group that can be used to make a test
- Item Bank: collection items and forms organized by grade and content area
- Test: grade and content specific assessment comprised of one or more forms
- Standard: defines the knowledge concept or skill the item is addressing (standards are aligned to each item)
- Stimuli: shared contextual text or data that provides information for students to reference while answering questions



Custom Item Sets

Steps:


1. Log into Portal
2. Select authoring
3. Create an item bank
4. Search for and select items from existing Cognia item banks and copy them into your item bank
5. Search for and select forms from existing Cognia item banks and copy them into your item bank
6. Create new form and test
7. Administer the test to students
8. Score
9. Available in Data Interaction




Formative Reporting and Authoring Demo



Custom Item Sets


[Users](#)[Standards](#)[City Cyber](#)[Help & Support](#)[Logout](#)

Welcome to the New Mexico Public Education Department Assessments Portal!




Authoring

Access and customize item sets and tests using Cognia's exclusive item bank.




Administration

Organize students for testing, schedule tests, and monitor testing progress.



Reporting

View summary and individual student results by test and content standards.




Scoring

Score student responses to open-ended items using the distributed scoring interface.



Custom Item Sets – Item Banks



Item BanksStimuliItemsFormsTestsStandards

City CyberHelp & SupportLogout

Item Banks for Formative Assessment Program

Create an Item BankSearch Items (All Item Banks)


You have access to the following Item Banks in the Formative Assessment Program:

Item Bank Name	Grades	Options	Manager	Access
Language Usage Grade 3		<div>View ItemsView Forms</div>	Admin eMetric	View and Use
Language Usage Grade 4		<div>View ItemsView Forms</div>	Admin eMetric	View and Use
Language Usage Grade 5		<div>View ItemsView Forms</div>	Admin eMetric	View and Use
Language Usage Grade 6		<div>View ItemsView Forms</div>	Admin eMetric	View and Use
Language Usage Grade 7		<div>View ItemsView Forms</div>	Admin eMetric	View and Use
Language Usage Grade 8		<div>View ItemsView Forms</div>	Admin eMetric	View and Use
Mathematics Grade 3		<div>View ItemsView Forms</div>	Admin eMetric	View and Use
Mathematics Grade 4		<div>View ItemsView Forms</div>	Admin eMetric	View and Use
Mathematics Grade 5		<div>View ItemsView Forms</div>	Admin eMetric	View and Use
Mathematics Grade 6		<div>View ItemsView Forms</div>	Admin eMetric	View and Use
Mathematics Grade 7		<div>View ItemsView Forms</div>	Admin eMetric	View and Use
Mathematics Grade 8		<div>View ItemsView Forms</div>	Admin eMetric	View and Use
Reading Grade 3		<div>View ItemsView Forms</div>	Admin eMetric	View and Use
Reading Grade 4		<div>View ItemsView Forms</div>	Admin eMetric	View and Use
Reading Grade 5		<div>View Items</div>		

v3.19.1Copyright © 2021 eMetric LLCContact Us877-676-6722Terms of UsePrivacy Policy



Custom Item Sets – Item Banks



Item Banks

Stimuli

Items

Forms

Tests

Standards

Creating:

New ItemBank

Formative Assessment

Save Item Bank

Cancel

(Optional) Default Standards/Content Area:

No Default

(Optional) Item Bank Grades:

Choose Grade(s)

Share with:

User(s)

Organization(s)

This item bank has not been shared. Currently, you are the only user with access to this item bank.

To share this item bank with other users, select the appropriate button above.

Custom Item Sets – Item Banks



Item Banks Stimuli Items Forms Tests Standards City Cyber Help & Support Logout

Forms in Mathematics Grade 8
Formative Assessment Program

You cannot edit this Item Bank.

Filter by Standards/Content Area: Mathematics

Search by description keyword

Form Name	Form Description	Length	Published	Last Update	
NS Rational Irrat Numbers G8 Text-to-Speech	NS_Rational_Irrat_Numbers	7 Item(s)	No	11/18/2020	
EE Rad Integers Exponents G8 Text-to-Speech	EE_Rad Integers_Exponents	7 Item(s)	No	11/18/2020	
SP Scatter Plots Tables G8 Text-to-Speech	SP_Scatter Plots_Tables	7 Item(s)	No	11/18/2020	
EE Linear Equations G8 Text-to-Speech	EE_Linear Equations	7 Item(s)	No	11/18/2020	
F Functions G8 Text-to-Speech	F_Functions	8 Item(s)	No	11/18/2020	
EE Solve Equations Systems G8 Text-to-Speech	EE_Solve_Equations_Systems	8 Item(s)	No	11/18/2020	
F Model Relationships G8 Text-to-Speech	F_Model Relationships	7 Item(s)	No	11/18/2020	
G Pythagorean Theorem G8 Text-to-Speech	G_Pythagorean Theorem	6 Item(s)	No	11/18/2020	
G Transform Sim Congruency G8 Text-to-Speech	G_Transform_Sim_Congruency	8 Item(s)	No	11/18/2020	
G Volume Cone Cyl Sphere G8 Text-to-Speech	G_Volume_Cone_Cyl_Sphere	6 Item(s)	No	11/18/2020	
NS Rational Irrat Numbers G8	NS_Rational_Irrat_Numbers	7 Item(s)	No	11/6/2020	
G Volume Cone Cyl Sphere G8	G_Volume_Cone_Cyl_Sphere	6 Item(s)	No	11/6/2020	
G Transform Sim Congruency G8	G_Transform_Sim_Congruency	8 Item(s)	No	11/6/2020	
G Pythagorean Theorem G8	G_Pythagorean Theorem	6 Item(s)	No	11/6/2020	
F Functions G8	F_Functions	8 Item(s)	No	11/6/2020	
F Model Relationships G8	F_Model Relationships	7 Item(s)	No	11/6/2020	
EE Rad Integers Exponents G8	EE_Rad Integers_Exponents				

v3.19.1 Copyright © 2021 eMetric LLC Contact Us 877-676-6722 Terms of Use Privacy Policy

Switch between content areas

Preview the form



Custom Item Sets – Item Banks

Item Banks Stimuli Items Forms Tests Standards

City Cyber Help & Support Logout

Items in Mathematics Grade 8
Formative Assessment Program

You cannot edit this Item Bank.

Filter by Standards/Content Area: Common Core State Standards - Mathematics

Columns Filter by item type: All

Learning Target Common Core Standard

Unique item reference number used in item banks and forms

Item Name	Item Standards	Depth of Knowledge	Item Type
766435	M.08.023 M.08.EE.02.06	DOK2: Skills and Concepts	Multiple Choice, MultipleChoiceItem, TextBox
766440	M.08.017, M.08.EE.02.05	DOK2: Skills and Concepts	Multiple Choice, MultipleChoiceItem, TextBox
766450	M.08.014, M.08.EE.02.05	DOK2: Skills and Concepts	Multiple Choice, MultipleChoiceItem, TextBox
766460	M.08.044, M.08.EE.02.05	DOK2: Skills and Concepts	Multiple Choice, MultipleChoiceItem, TextBox
766462	M.08.062, M.08.EE.02.05	DOK1: Recall and Reproduction	Multiple Choice, MultipleChoiceItem, TextBox
766468	M.08.024, M.08.EE.02.06	DOK3: Strategic Thinking	OpenEndedItem, Rich text response, TextBox
770130	M.08.029, M.08.NS.01.01, M.08.NS.01.02	DOK2: Skills and Concepts	OpenEndedItem, Rich text response, TextBox
770133	M.08.033, M.08.NS.01.01	DOK2: Skills and Concepts	Multiple Choice, MultipleChoiceItem, TextBox
770135	M.08.031, M.08.NS.01.02	DOK2: Skills and Concepts	Multiple Choice, MultipleChoiceItem, TextBox
770139	M.08.030, M.08.NS.01.02	DOK2: Skills and Concepts	Fill in the blank
770277	M.08.078, M.08.F.01.02	DOK2: Skills and Concepts	Multiple Choice, MultipleChoiceItem, TextBox
770041	M.08.002, M.08.F.02.05	DOK2: Skills and Concepts	Multiple Choice, MultipleChoiceItem, TextBox
770045	M.08.020, M.08.F.02.04	DOK2: Skills and Concepts	Fill in the blank
770052	M.08.021, M.08.F.02.04	DOK2: Skills and Concepts	Multiple Choice, MultipleChoiceItem, TextBox
770124	M.08.028, M.08.NS.01.01	DOK1: Recall and Reproduction	Multiple Choice, MultipleChoiceItem, TextBox
770126	M.08.032, M.08.NS.01.02	DOK1: Recall and Reproduction	Multiple Choice, MultipleChoiceItem, TextBox
770128	M.08.030, M.08.NS.01.02	DOK2: Skills and Concepts	Fill in the blank
769695	M.08.005, M.08.G.03.09	DOK2: Skills and Concepts	Multiple Choice, MultipleChoiceItem, TextBox
769701	M.08.006, M.08.G.03.09	DOK2: Skills and Concepts	Multiple Choice, MultipleChoiceItem, TextBox
770008	M.08.018, M.08.F.02.04	DOK2: Skills and Concepts	Multiple Choice, MultipleChoiceItem, TextBox



Custom Item Sets - Standards

Standards

NMSBA Science Standards

NMASR Standards

Common Core State Standards

English Language Arts ▾

Select English Language Arts

Mathematics ▾

Select Mathematics

Learning Targets

Mathematics ▾

Select Mathematics

Reading ▾

Select Reading



Custom Item Sets - Standards

The screenshot shows the NMPED Standards interface. The top navigation bar includes 'Item Banks', 'Stimuli', 'Items', 'Forms', 'Tests', and 'Standards'. The 'Standards' tab is active. Below the navigation bar, there are tabs for 'Common Core State Standards', 'Mathematics', and 'English Language Arts'. The 'Mathematics' tab is selected. On the left, a list of standards is shown, with 'M.08.EE.01.01' highlighted. A red box highlights the entire list of standards, and a red arrow points from this box to the detailed view of 'M.08.EE.01.01' on the right. The detailed view shows the standard's description and a green 'Alignable' icon. A green button labeled 'Select M.08.EE.01.01' is highlighted with a red box.

Item Banks Stimuli Items Forms Tests Standards

Rey Citee Help & Support

Common Core State Standards Mathematics English Language Arts

02.M
M.03
M.04
M.05
M.06
M.07
M.08
M.08.EE
M.08.EE.01
M.08.EE.01.01
M.08.EE.01.02
M.08.EE.01.03
M.08.EE.01.04
M.08.EE.02

M.08.EE.01.01 Alignable

Standard

Know and apply the properties of integer exponents to generate equivalent numerical expressions. For example, $3^2 \times 3^{-5} = 3^{-3} = 1/3$ $3^3 = 1/27$.

Select M.08.EE.01.01



Custom Item Sets – Item Banks

- Share with individual users or all users in an organization and set permission level
 - View: can view and copy items or forms into another item bank
 - Edit: can edit forms and make new tests within the item bank
 - Manage: share with other users and organizations and change permissions
- Assigning grade and content area are optional settings
- You can put any items or forms from content area or grade in any item bank
- Change content drop down to view the forms in each content area
- Note:
 - Cannot delete item banks
 - Do not share item banks unless you need to, this will reduce the number of item banks in the item bank list
 - TA's can only share item banks with other TA's



Custom Item Sets – Item Banks

Item Banks Stimuli Items Forms Tests Standards City Cyber Help & Support Logout

Forms in My G8 Math Item Bank ▼
Formative Assessment Program

Create a Form

Filter by Standards/Content Area: Mathematics

Form Name	Form Description	Length	Published	Last Update ▼
EE Linear Equations G8	EE_Linear Equations	7 Item(s)	No	15 minutes ago
EE Linear Equations G8 Text-to-Speech	EE_Linear Equations	7 Item(s)	No	15 minutes ago

Select forms from you item bank,
Then click on “Create a Form”

Item Banks Stimuli Items Forms Tests Standards City Cyber Help & Support Logout

Items in My G8 Math Item Bank ▼
Formative Assessment Program

2 Item(s) selected Create a Form Copy Cancel

Filter by Standards/Content Area: Common Core State Standards - Mathematics


Columns Filter by item type: All

Item Name	Item Standards	Depth of Knowledge	Item Purpose	Item Type	Last Update ▼
770135	M.08.031, M.08.N5.01.02	DOK2: Skills and Concepts	Operational	Multiple Choice, MultipleChoiceItem, TextBox	5 hours ago
770008 (162953)	M.08.018, M.08.F.02.04	DOK2: Skills and Concepts	Operational	Multiple Choice, MultipleChoiceItem, TextBox	5 hours ago
770008	M.08.018, M.08.F.02.04	DOK2: Skills and Concepts	Operational	Multiple Choice, MultipleChoiceItem, TextBox	7/16/2021

Select items from you item bank,
Then click on “Create a Form”

Custom Item Sets - Forms



 Item Banks Stimuli Items Forms Tests Standards

City Cyber Help & Support Logout

Form Name: in My G8 Math Item Bank

Form Description:

Accommodations:

| | Mathematics | ☒ Use Test Numbering

Part A Part B

Part A

Directions: Today you will take a test in mathemati...

References: Click here to add reference material.

Section 1

1	766440	<input checked="" type="checkbox"/> <input type="checkbox"/> <input type="checkbox"/>
2	766460	<input type="checkbox"/> <input type="checkbox"/> <input type="checkbox"/>
3	766450	<input type="checkbox"/> <input type="checkbox"/> <input type="checkbox"/>
4	766462	<input type="checkbox"/> <input type="checkbox"/> <input type="checkbox"/>
5	766472	<input type="checkbox"/> <input type="checkbox"/> <input type="checkbox"/>
6	766435	<input type="checkbox"/> <input type="checkbox"/> <input type="checkbox"/>

Repeatable




View item standards

View item in student test interface

Remove item from form



Custom Item Sets - Forms

Setting	Purpose
Form name	Name of form, will be displayed when student test session is scheduled. Used to indicate TTS form.
Form description	Description of form, viewable in form list for quick reference, searchable using form list search feature.
Accommodations	For math tests, create a copy of the form and assign Read-Aloud setting to the form. This will ensure students with “TTS Math” accommodation get a form. TTS is not used on Formatvie ELA content. ASL videos are not available on formative content.
Add Session	Adds a session to the test. Default session names are “Part A, Part B, etc...”.
Add Section	Divides up a session into sub-sections. When “Repeatable” is deselected, student cannot navigate back to items in previous section.
Repeatable	Determines whether or not a student can navigate to a previous section to view or change answers.
Use test numbering	Will enable sequential item numbering across sessions.
Directions	Add or edit test directions that student will see after logging into test here. Edits to improve TTS voice playback can be made here too (not recommended).
References	Add references a student can access in a test. Can add text, math equations and images.
Add items	Add items from the current item bank to the form.
	View item standard.
	Preview item.
	Remove item from the form.



Custom Item Sets - Tests

Item Banks Stimuli Items Forms Tests Standards City Cyber Help & Support Logout

Test Name: Test Description:

Formative Assessment Program

Forms in this test:

- My Demo EE Linear Equations & Graph Q G8  
- My Demo EE Linear Equations & Q G8 Text-to-Speech  


Test Type

Organizations

[Click here to select organization\(s\).](#)

Administration(s) for this Test:

Choose An Administration:



Course(s)

Options

- ☒ Ready for scheduling
- ☐ Require session access code

After the test is turned in:

- ☒ Exit the test.
- ☐ Show the student's score.
- ☐ Show the student's score and the correct answer(s).
- ☐ Display the message that score is not available.

Testing Window

Start Date:  *

End Date:  *



Custom Item Sets - Tests

Setting	Purpose
Test Name	Name of the test, will be displayed on Portal drop down menus and in reporting.
Test Description	Description of test, viewable in test list for quick reference.
Forms in Test	Select and display forms in the test.
Test Type	Standard test only allows student to log in once, multiple attempt test allows student to log into test again after they have turned the test in.
Organizations	Select organizations that will see this test as an option when scheduling a test. Note: if a TA makes the test only that TA will be able to see it as an option in the test drop down menu
Administration	Pre-determined setting, do not change.
Options: Ready for Scheduling	When this is checked, users can schedule the test, if it is not checked users will not see the test in the test session scheduling meeting.
Options: Require Session Access Code	Select this to add session access codes to the test sessions (not normally used in formative).
After Test is Turned in:	Exit Test: Upon turn-in student exits the test. Show Student's Score: Upon turn-in, student will see their score (will not include any human scored items). Show Student's Score and Correct Answer: Upon turn-in, student will see their score and can select an item to see the correct answer (will not include any human scored items). Display message: Upon turn-in, student will see a message that says "Scores are available in reports".
Test Window	Students will only be able to log into tests during the window set here.



Custom Item Sets

- Important Notes:
- Once a test is scheduled, it cannot be edited
- If an edit is made on a form, it will not be reflected in the test
 - If the test has not been scheduled: remove the form from the test and re-add the edited form to the test
 - If the test has been scheduled: make new test with the form
- Tests made available to an organization will be available to anyone in that org if a STC or DTC makes the test
 - If a TA makes the test, only that TA will see the test



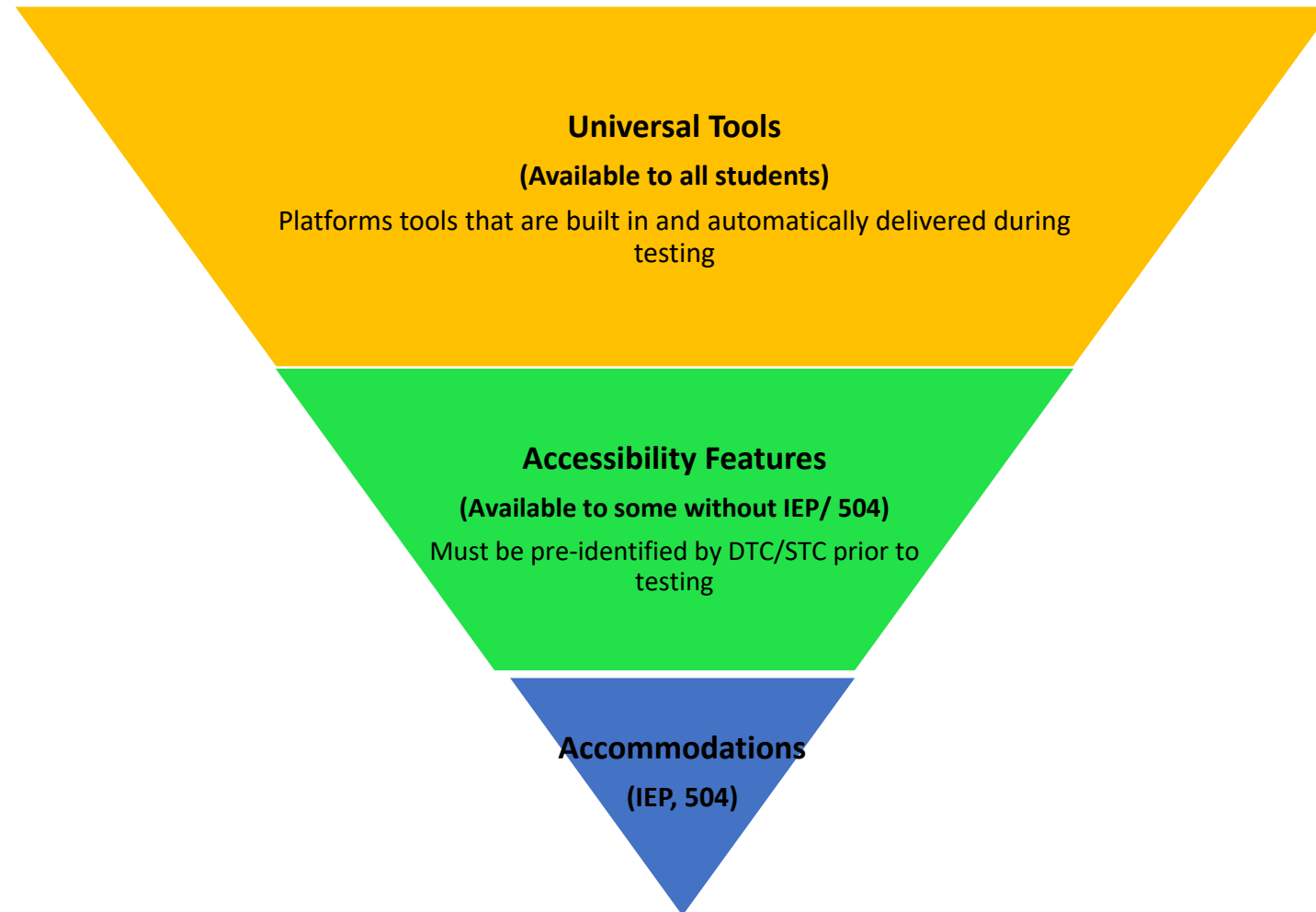
New Mexico Assessments

Student Test Delivery System



Orientation and New Features

Student Tools, Accommodations and Accessibility Features



Universal Tools Delivered by Platform



Name	Tool Icon
Sketch Tool <i>(Not available on constructed response items)</i>	
Text Highlighter	
Note Pad	
Line Reader	
Answer Eliminator	
Reference Sheet	
Pop-up Glossary	

Universal Tools Delivered by Platform








Name	Tool Icon
Zoom View (magnifier)	
Bookmark	
Expand Passage	
Basic Calculator* Scientific Calculator* <i>Texas Instruments Calculators are used on Interim and Summative</i> *Also available as accommodation on non-calculator portions of the Math test	
Writing Tools	






Accessibility Features Delivered by Platform

(Must be pre-identified before testing, but student does not need a legal plan to have accessibility features assigned to them for testing.)

Name	Tool Icon
Reverse Contrast	
Custom Masking	
Color Contrast	
Answer Masking	<div><div>Hide All</div><div>  Planting tree crops with ground cover after logging a natural forest could decrease the amount of erosion.</div></div>
Mathematics Text-to-Speech English Mathematics Text-to-Speech Spanish	<div>Text-to-Speech:    </div>

Accommodations Delivered by Platform



Name	Tool Icon
ELA Text-to-Speech English (SWD, 504, EL)	 <i>Not available on Interim and Formative</i>
Allow Accessibility Mode Testing	No icon <i>Not needed when using Browser</i>
Word Prediction (Embedded)	 <i>Not needed when using Browser</i>
ASL Videos (Math and ELA)	 <i>Not available on Interim and Formative</i>



***If a program does not support an accommodation, the accommodation must be removed before a student can be included in a test session.
i.e. students taking a Formative assessment must not have ELA TTS or ASL Videos selected when they are scheduled for a Formative test session.***

Notes on Text-to-Speech



Home Students Classes Test Sessions

Steven Adler Help & Support Logout

Test Sessions

District: Cyber Mesa District
Administration: NM Admin
Teacher: Adler, Steven
Class: Adler, Steven-English-(Grade -5)
Test Name: G5 Demo Math Test English
Testing Window: 07/12/2020 to 05/31/2021

School: Cyber Mesa Elementary school
Content Area: Mathematics

Test is in progress. It ends on 05/31/2021. Students may log in and take the test using their username and password shown below.

« Back to Test Sessions

1 login per page

Print selected logins

Print all logins (5)

Form Name

<input type="checkbox"/>	Last Name 🔍	First Name 🔍	Username 🔍	Password 🔍	Form Name 🔍	Date/Time Created	Test Report Code	Status	Date/Time Started	Date/Time Completed
<input type="checkbox"/>	Five	Demo	900000005	2CE79954	Demo Form English TTS	07/12/2020 1:05:53 PM	+	Session 1:Not Started		Invalidate
<input type="checkbox"/>	Four	Demo	900000004	68CE5FD4	Demo Form English	07/12/2020 1:05:53 PM	+	Session 1:Not Started		Invalidate
<input type="checkbox"/>	One	Demo	900000001	A63FA87A	Demo Form English	07/12/2020 1:05:53 PM	+	Session 1:Not Started		Invalidate
<input type="checkbox"/>	Three	Demo	900000003	BE86BDFF	Demo Form English	07/12/2020 1:05:53 PM	+	Session 1:Not Started		Invalidate
<input type="checkbox"/>	Two	Demo	900000002	4FA72AAF	Demo Form English	07/12/2020 1:05:53 PM	+	Session 1:Not Started		Invalidate

Showing 1 - 5 of 5

Notes on Text-to-Speech



- The student test interface uses the default voice set on the student's workstation
 - See *Kiosk Installation Guide* for specific steps on how to change the default voice
- Assign all student text-to-speech accommodations PRIOR to student logging into tests
 - If you must add accommodation after student is scheduled but before they log in, click on *Add or Update Students* button after TTS has been added:

Add or Update Students

Students have been added to the test session or received updated forms or accommodations. You must click the "Add or Update Students" button to generate new logins for these students.

Add or Update Students

- If student logs in and realizes they do not have TTS, you must assign accommodation and then place them in new/different class

Logging In



1. Launch web browser (or Kiosk)
2. Navigate to <https://newmexico.cognia.org/student>
3. Login using the username and password from the student test ticket

NEW MEXICO
Public Education Department
Assessments

STUDENT SIGN IN

Username

Password

Sign In

Access the Practice Test

Test from school
or
Test from home



Smith, Hayden R
DOB: 2/2/2001
Multi-Subject Sample Test

Username: 2017011301


Password: c8fbabba

Logging In



Options

Text-to-Speech

Volume:100 

Speed Slow Normal Fast

Reverse Contrast

Default Inverted

Color Contrast

Default	Classic	Ruby	Chalkboard	Nocturnal	Aquiline
Eccentric	Azure	Haunted	Celestial	Antique	Creamy

Custom Masking

Enabled


Answer Masking

Enabled

Continue

Logging In





QA Fall 2018 Retest English

Session 1 Directions

Read each question carefully. For each multiple-choice question, decide which is the best answer. Select your answer on your screen. For each question that asks you to type your answer, type or draw your answer in the space provided on your screen. Only answers and work inside the answer boxes will be scored.

Continue

Exit

Test Navigation



Question **5** ☆

Zoom 🔍

Text-to-Speech: 🔄 ▶️ ⏸️ ⚙️

●

Read the information. Then answer the questions that follow. ➡️

Investigating Gas Production

In class, a teacher demonstrates a chemical reaction by mixing vinegar and baking soda to produce bubbles of gas. Eliana wonders whether mixing other substances could also produce a gas. She decides to test different combinations of sugar, water, vinegar, and baking soda.

Some properties of these substances are shown in the table.

Substance	Color	Solid or Liquid	Attracted to a Magnet	Conducts Electricity
Sugar	White	Solid	No	No
Water	Clear	Liquid	No	Yes
Vinegar	Clear	Liquid	No	Yes
Baking soda	White	Solid	No	No

Investigation 1
Eliana mixes a small amount of each liquid and solid in a bowl and observes whether bubbles of gas are produced. Her observations are shown in the table.

Liquid Used	Solid Used	Gas Produced
Water	Sugar	No
Water	Baking soda	No
Vinegar	Sugar	No
Vinegar	Baking soda	Yes

This question has two parts. Be sure to answer both parts of the question.

Part a
Based on the properties in the table, how can Eliana tell whether a substance is water or sugar?

Hide All

- ☐ A ~~The substance is sugar if the substance is a solid and conducts electricity.~~
- ☒ B The substance is sugar if the substance is clear and is not attracted to a magnet.
- ☐ C ~~The substance is water if the substance is white and does not conduct electricity.~~
- ☐ D ~~The substance is water if the substance is liquid and is not attracted to a magnet.~~

Part b
Based on the observations from investigation 1, how can Eliana tell whether a substance is water or vinegar?

Hide All

- ☐ A ~~The substance is water if gas is produced after sugar is added.~~
- ☐ B The substance is vinegar if gas is produced after sugar is added.
- ☐ C The substance is water if gas is produced after baking soda is added.
- ☐ D The substance is vinegar if gas is produced after baking soda is added.

abc 🗨️ 🖨️ 📏 📐 📊 📋

Clear Pause/Exit Back Next Finish

Test Navigation




Question **A** ▼ ☆

Do you want to pause your test or exit your test?

Pause the test to temporarily log out. Exit the test to log out and close the testing application.

[Pause Test](#) [Exit Test](#) [Cancel](#)

[Clear](#) [Pause/Exit](#) [Back](#) [Next](#) [Finish](#)



Test Navigation



Your test is **paused**.

To resume testing, enter your password and click the Resume button. To exit the test and close the testing application, click the Exit button. When the timer reaches 00:00, your test will exit on its own.

19:56

Password

Resume

Exit Test



Pause and inactivity
timeout is 60 min

Test Navigation



Steps	Button to Click
On the last item, students click Finish .	
On the test review screen, students click Turn In .	
Below the confirmation question, students click Turn In .	
Student returns to test section selection page and may select the next section or click Exit to exit the kiosk.	



Site Technology Preparation



Device Requirements

- **Browser (RECOMMENDED)**
 - Available on Chrome, Safari, Firefox, and Microsoft Edge
- **Windows and Mac Kiosk (Optional)**
 - Available to download in Portal
- **iPad and Chromebook Applications**
 - Download directly from App Stores
 - Download “iTester” iPad app and select state on 1st log-in

Device Requirements

If using Browser:

- Ensure no network settings enforce private browsing or history/cache delete
- No need to run Site Readiness Testing, can use practice test to check test devices

If using Kiosk:

- Use New 2021 Kiosk (Mac users: Use Spring 2020 Kiosk)
- Have ITC run through Site Readiness test again



If a situation arises where a parent needs to install the Kiosk on one of their personal devices this can be accommodated for iPads, Windows, and Mac devices.

Device Requirements



System Requirements – All Hardware

Connectivity	Must be able to connect to the internet via wired or wireless networks
Screen Size	9.7” screen size or larger/ “10-inch class” tablets or larger
Screen Resolution	1024 X 768
Headphone/Earphone/Ear Buds	Headphones/earphones/ear buds are required for students who have a text-to-speech accommodation

Browser Requirements (Portal and Practice Tests)

Chrome™ 91 or newer

Firefox® 89 or newer

Safari® 14 or newer

Microsoft Edge™ 91 or newer



IE support has been dropped!



Updated Aug 3rd, 2021. Check the Cognia help and support site for more recent updates.



Desktop and Laptop Specific Requirements

CPU	1.3 GHz
Memory	2 GB (4GB strongly recommended)
Input Device	Keyboard – wired or wireless/Bluetooth® mouse or touchpad
Windows® operating system	Windows 8.1, 10 (32-bit and 64-bit)
Mac OS® operating system	10.14 – 11.5 (64-bit only)

Tablet and Chromebook Specific Requirements

iPad®	13.1 – 14.7
Chromebook™ notebook computer	Chrome OS™ 80 – 91
Windows-based tablets/netbooks/2-in-1	Windows 10 (32-bit and 64-bit) (Windows 10S is not supported)

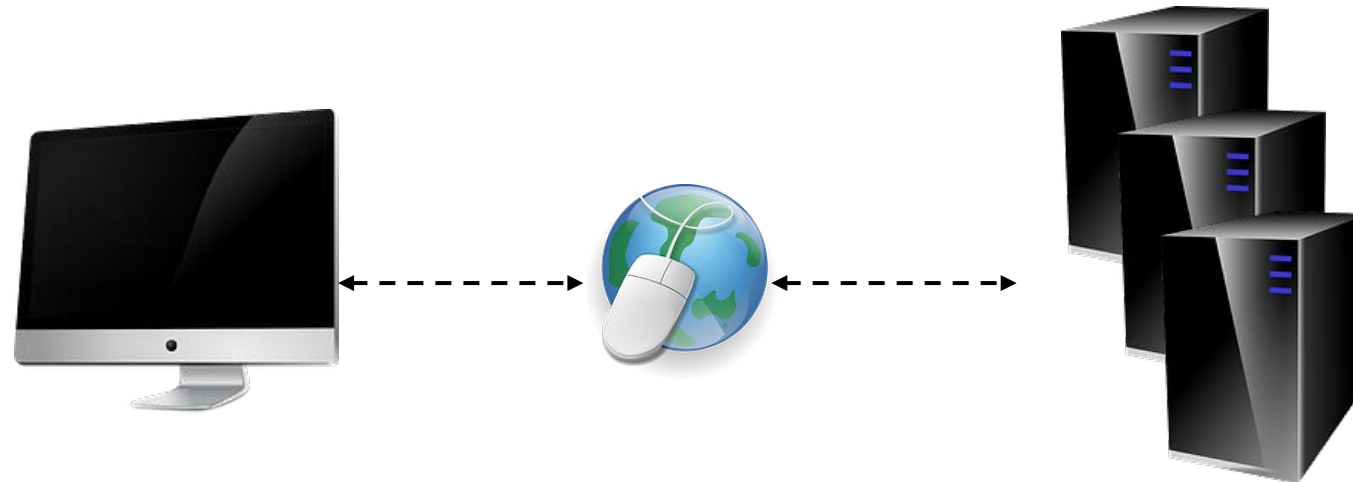


Updated Aug 3rd, 2021. Check the Cognia help and support site for more recent updates.

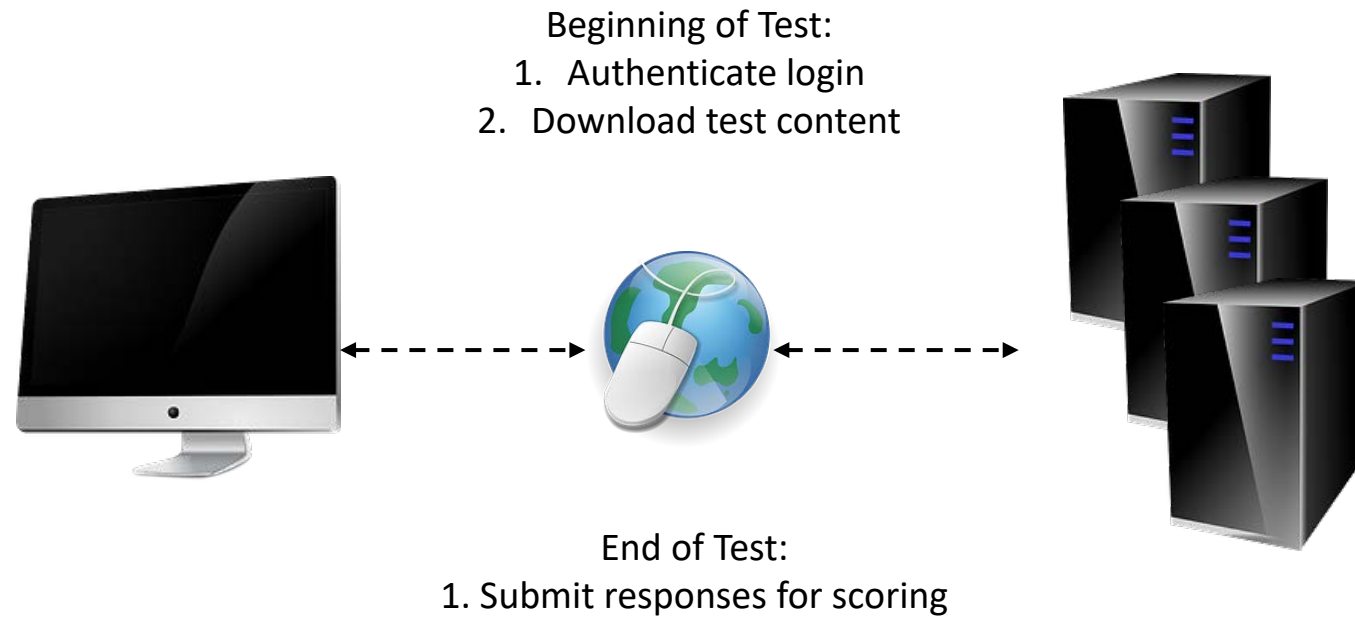
Device Requirements



- Do not use browser in private or incognito mode
- Do not delete browsing history or browser cache!

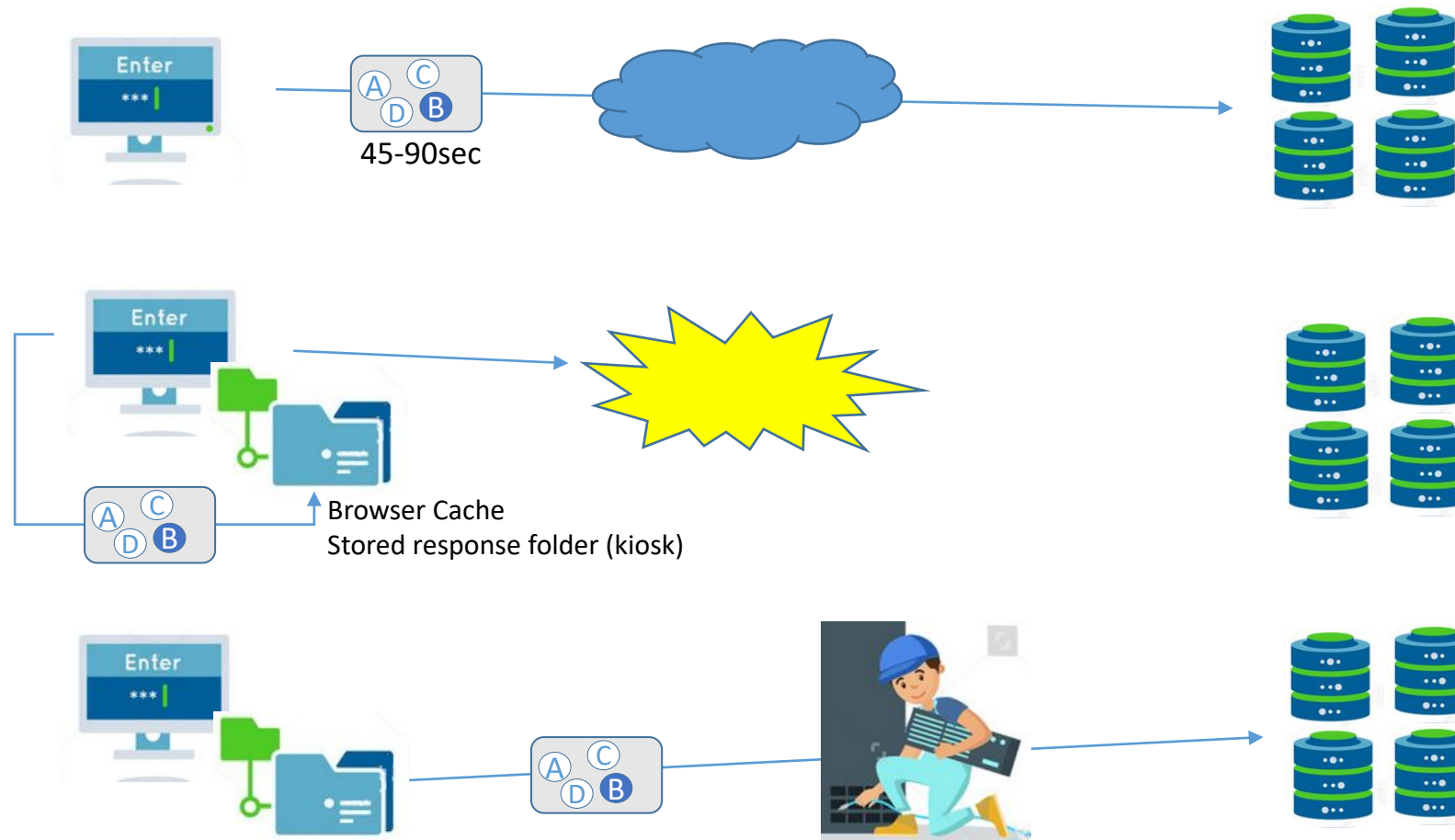


Device Requirements



What happens if a student loses network connection in the middle of a test?

Losing the Network Connection

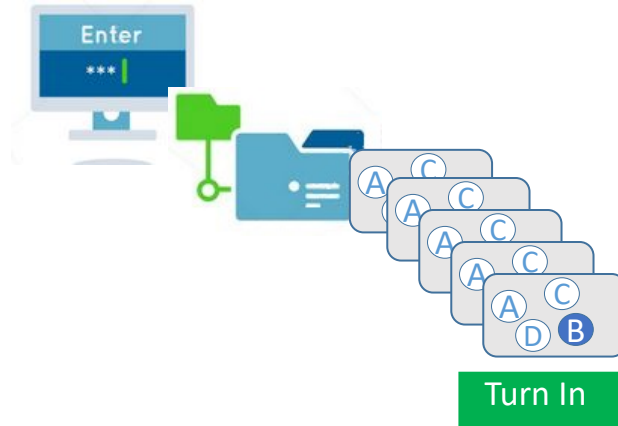


If a Student Finishes a Test But Still Has No Connection



Please raise your hand and notify your proctor.

A connection to the network could not be established. Your test has been saved offline.



Proctor, this student's test responses have been stored locally on this device. When network connection is restored, you must re-launch the kiosk or mobile app from this device in order to send the stored responses to the servers, or you can also try to send responses by clicking "Send Responses" button.

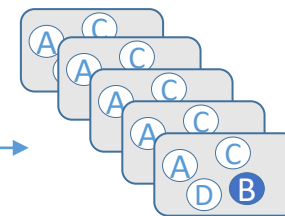

Send Responses

Do not move the student to a different device.

If you have any questions, please contact technical support immediately.

☐ I have read this statement and understand that I must follow these directions or the student's responses may not be sent to the server and scored.

Accept and Exit Test





Losing the Network Connection

Loss of Network Connectivity Procedure Summary

- If a student loses network connectivity in the middle of a test:
 - Keep testing on that device
 - Test content and responses are stored in the browser cache
 - Do not close browser or pause/exit test!
 - Responses will be sent when network is restored
- If student finishes and is ready to turn in test prior to network being restored:
 - Allow student to turn in test
 - Student will see offline message, acknowledge offline message and exit
 - Student will be taken back to login page
 - Restore network
 - Return to same workstation and relaunch browser
 - (student can log-in to confirm session is done (session button will be greyed out))
- If you are unsure of the status of the student responses, call the help desk

Testing from Home (Formative Only)



- Student test device/browser should meet the published technology requirements
- Students and parents need to understand accommodations requirements and limitations
- Testing in the school with a Kiosk may be preferable in some situations (accommodations, security concerns)
- In the event of a technology/test issue, student's school is first point of contact
- Student/Parent will need:
 - log-in ticket/information (username/password)
 - Testing interface URL <https://newmexico.cognia.org/student>
 - access to relevant user guides/Cognia Help and Support site
- The test window is Mon-Fri 7am – 9pm
- Once student has log in credentials, they can log in to the test anytime within that window unless they finish the test or are removed from the class

Practice Test Options



- There are no formative-specific practice tests
- Can use Interim/Summative practice tests to get familiar with test interface

1. Use **internet-based practice test** with **web browser (recommended)**

Best option for:

Practice testing with browser or on devices that do not have a testing kiosk installed

Note: all accommodations *except* allow accessibility mode and screen zoom are available

■ To access the practice test in **web browser**:

1. Launch Browser
2. go to <https://nmpracticetest.cognia.org>
3. Use the drop-down menu to select the practice test and click on “Go” button

2. Use **internet-based practice test** with **student kiosk**

Best option for:

Realistic practice testing in secure kiosk


Note: all accommodations are available except allow accessibility mode

■ To access the practice test in **student testing kiosk**:

1. Launch Kiosk
2. Click on the “Access the Practice Test” link
3. Use the drop-down menu to select the practice test and click on “Go” button

Practice Test Options





NEW MEXICO


Public Education Department Assessments

STUDENT SIGN IN

Username

Password

[Sign In](#)

 [Access the Practice Test](#)

Copyright © 2021 eMetric LLC
Carrier: 3.17.4.5 #181216f #954
Shell: v3.17.4.6 #438caff7 prd
[clear cache](#)

English ▼

[Exit](#)

Practice test Options



- Formative Resources on the Help and Support Site:
<https://newmexico.onlinehelp.cognia.org/contentlibraries-nm-formative/>
- Tutorial videos <https://newmexico.onlinehelp.cognia.org/cbt-tutorials>
- Other New Mexico Online Testing guides:
<https://newmexico.onlinehelp.cognia.org/cbt-guides/>

Name
Scoring: User Guide
Formative Reporting: User Guide
NMPED Assessments Portal User Guide 2020-2021
NMPED Assessments Browser Testing User Guide 2020-2021
NMPED Assessments Technology Guidelines 2020-2021
NMPED Assessments Quickstart Scheduling Test Sessions
NMPED Assessments Quickstart Printing Student Log-ins
NMPED Assessments Quickstart Student Interface
NMPED Assessments Quickstart Practice Site
NMPED Assessments Quickstart Testing From Home
NMPED Assessments Kiosk User Guide 2020-2021
NMPED Reporting Guide

Questions?



Resources and Takeaways

New Mexico Support Site – Formative Resources

Cognia Service Desk ☎ 877.676.6722 ⌚ Business Hours: Mon-Fri 7AM-3PM MT (9AM-5PM ET) ✉ nmtechsupport@cognia.org

cognia™


Need help? Chat Now

Online Testing NM-ASR NM-MSSA iMSSA **Formative Resources** Spanish Reading SBA Reports

Training Professional Learning Archive

About Formative Item Sets
FAQs
Accommodations Information
Surveys
Pre-ID File Upload


Formative Resources




Key Dates

There are no upcoming events at this time.

Formative Resources Information

 How to access the Formative Item Sets

 Formative Item Set Information and Use

[Request Access to Formative Assessment Tools](#)

About Formative Item Sets

Cognia Service Desk ☎ 877.676.6722 🕒 Business Hours: Mon-Fri 7AM-3PM MT (9AM-5PM ET) ✉ nmtechsupport@cognia.org



Need help? Chat Now

[Online Testing](#) [NM-ASR](#) [NM-MSSA](#) [IMSSA](#) **[Formative Resources](#)** [Spanish Reading SBA](#) [Reports](#)

[Training](#) [Professional Learning](#) [Archive](#)

About Formative Item Sets



Formative Item Set Overviews



Formative Item Set Overview - Reading
(Updated 9/16/2020)



Formative Item Set Overview - Math
(Updated 9/16/2020)



Formative Item Set Overview - STEM (for science)
(Updated 9/16/2020)

Content Area Teacher Guides



Formative Assessment Teacher Guide



Glossary

Additional Topics

User Guides



Formative Item Set Authoring: User Guide



Formative Scoring: User Guide
(Updated 3/5/2021)



Formative Reporting: User Guide
(Updated 3/5/2021)



Computer Based Testing Guides

CBT Guides



NM PED Assessments Technology Guidelines (**Updated 7/6/2021**)



NM PED Assessment Portal User Guide 2021-2022 (**Updated 7/6/2021**)



NM Testing With Third Party Assistive Technology



NM PED Assessments Browser Testing User Guide (for Formative and Interim Assessments) (**Updated 7/6/2021**)



NM PED Assessments Kiosk Installation Guide 2021-2022 (**Updated 7/6/2021**)



NM PED Assessments Reporting User Guide (**Updated 5/27/2021**)



NM PED Assessments Kiosk User Guide 2020-2021 (**Updated 3/2/2021**)

Quick Start Guides



Printing Student Logins (**Updated 7/1/2020**)



Scheduling test Sessions (**Updated 7/1/2020**)



Creating Classes (**Updated 7/1/2020**)



NM PED Assessments QuickStart Student Interface (**Updated 7/9/2020**)



NM PED Assessments QuickStart Practice Site (**Updated 8/6/2020**)



NM PED Assessments QuickStart Testing from Home (**Updated 7/6/2021**)

Pre-ID Upload Information

Cognia Service Desk ☎ 877.676.6722 ⌚ Business Hours: Mon-Fri 7AM-3PM MT (9AM-5PM ET) ✉ nmtechsupport@cognia.org



Need help? Chat Now

Online Testing

NM-ASR

NM-MSSA

iMSSA

Formative Resources

Spanish Reading SBA

Reports

Training

Professional Learning

Archive

Pre-ID File Upload



PRE-ID BULK UPLOAD FILES INFORMATION

Please refer to the [NMPED Assessments Portal User Guide 2020-2021](#) pages 21-28, Pre-ID Management section for detailed instructions of the student pre-ID file bulk upload process. Here you will find the Pre-ID Template that is needed in order to bulk upload the student pre-ID file, along with data definitions and Error Codes explanations for your reference. Use the button below to access the NMPED Assessments Portal.

[NMPED Assessments Portal](#)



Pre-ID Upload Data Definitions
(Updated 6/21/2021)



Pre-ID Template
(Updated 6/21/2021)



Error Codes
(Updated 7/2/2021)

Business Hours

⌚ Mon-Fri 7AM-3PM MT (9AM-5PM ET)

Phone

☎ 877.676.6722

Email





Questions:
✉ nmtechsupport@cognia.org





Recorded Trainings

[Training](#) [Professional Learning](#) [Archive](#)

Training



Online Formative Content Administration training

 [Presentation \(PDF\)](#)

Time for a poll.....

What time works best for you
for the Formative Item Sets
Office Hours Meeting on 8/18?



The purpose of the meeting is
for you to have a place to
come and ask your questions
as you begin using this
resource in your classroom.
There will be no formal
agenda.

A blurred background of a classroom with several students sitting at their desks. The students are out of focus, but their presence adds a sense of a real-world educational environment. The lighting is soft, and the overall tone is professional and educational.

Thank you

Cognia is a global nonprofit that has the knowledge to help schools improve outcomes for all learners.

