

IMPORTANT REPORTING LINKS FOR DTCs

COGNIA HELP & SUPPORT PAGE

<https://newmexico.onlinehelp.cognia.org/>

FOR REPORTING RESOURCES

- **NM-ASR & NM-MSSA REPORTING RESOURCES (FOR SPRING 2022)**

<https://newmexico.onlinehelp.cognia.org/reporting-resources/>

- **Data Interaction URL Link:** <https://newmexico.cognia.org/>
- **Family Portal URL Link:** <https://nmparentportal.emetric.net/>

- **CBT GUIDES**

- **Data Interaction User Guide URL Link:**
<https://newmexico.onlinehelp.cognia.org/cbt-guides/>



NMPED-Assessments
-Reporting-User-Guid

- **TRAINING TAB**

<https://newmexico.onlinehelp.cognia.org/training/>

- **SHORT VIDEO TUTORIALS**

<https://newmexico.onlinehelp.cognia.org/cbt-tutorials/>



STEPS FOR ACCESSING REPORTS IN DATA INTERACTION (DI)

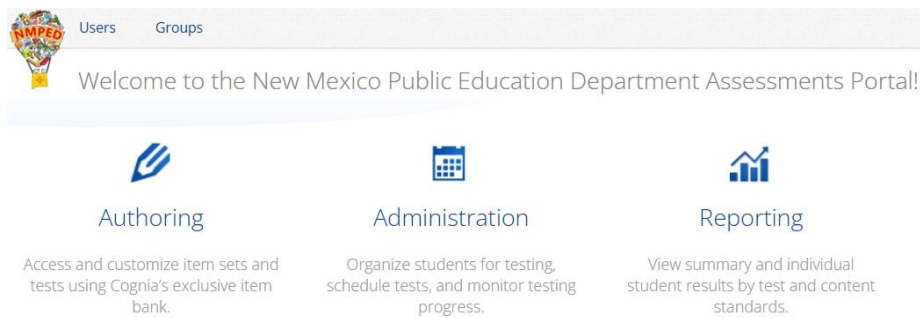
1. Go to the following link: <https://newmexico.cognia.org/>
2. You will see the Login page as shown below



3. Enter your Username and Password and click on the “Sign In” button as shown below

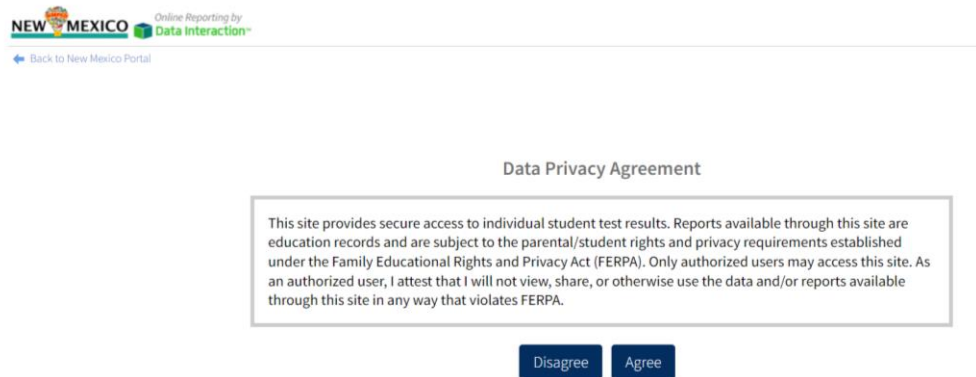


4. Once you are logged in, you will see your homepage as follows

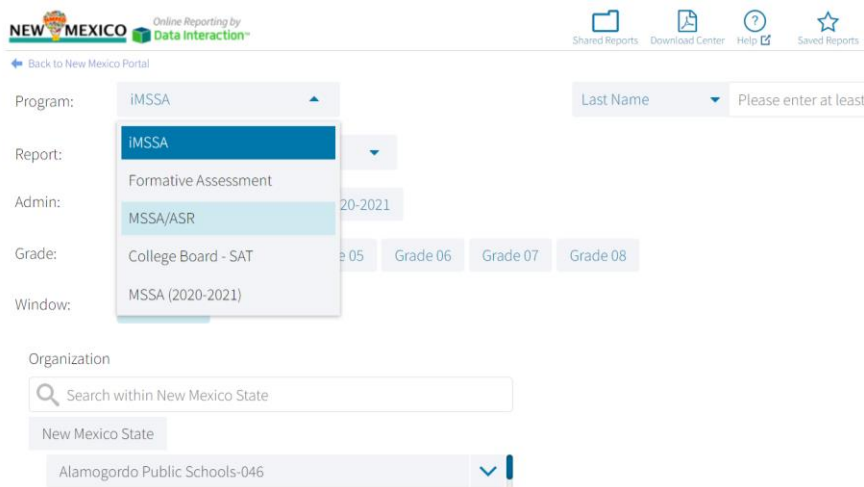


5. Click on the “Reporting” icon

6. Agree to the FERPA Data Privacy statement by clicking on the “Agree” button



7. That will take you to the following Data Interaction site



8. Once logged in, please refer to the [Data Interaction User Guide](#) available in the Cognia Help & Support page for more details about generating reports.