

Family Interpretation Guide

A Family's Guide to the 2023 Spring NM-MSSA Mathematics, Language Arts, and NM-ASR Student Report

The Interpretation Guide can be used by families to clarify the different sections found on the Student Report. The following explains page 1 of the Student Report.

Test Information

The test information indicates the year of the assessment data on the report.

Letter from the New Mexico Assessment Bureau

The letter from the New Mexico Secretary of Education introduces this year's student report.

Scale Score

The scale score shows the student's level of achievement in accordance with the knowledge and skills necessary at their grade level and in each reported content area, as aligned with the New Mexico Academic Standards.

Students receive a numerical scale score that falls within a set range and indicates one of four performance levels: Advanced, Proficient, Nearing Proficiency, or Novice. For English Language Arts and Mathematics a Lexile or Quantile score is given. Additional resources for Lexile and Quantile can be found using the QR code or by visiting lexile.com/parents-students/ or quantiles.com/parents-students/

Note: Language Arts and Mathematics assessments are taken only by students in grades 3–8. Science assessments are taken only by students in grades 5, 8, and 11.

Identifying Information

The identifying information includes the student's name, SSID number, and birthdate. The grade in which the test was taken is also included. This section ends with the student's district and school information.

New Mexico Measures of Student Success and Achievement (NM-MSSA) and Assessment of Science Readiness (NM-ASR)
Spring 2023 Student Report

Student Name: LASTNAME11, FIRST11
SSID: D00011
Date of Birth: 01/31/2016
Tested Grade: 05
Student Grade: 05
District: Demonstration District A
School: Demonstration School 2


Dear Parents and Guardians,



Thank you for your continued support and partnership with the Public Education Department to ensure all New Mexico students are healthy, secure in their identity, and holistically prepared for college, career, and life. The Public Education Department is grateful for the time you have given to support your student's education.

This Individual Score Report describes your student's performance on spring 2023 state assessments. These assessments are summative in nature. The report is designed to give teachers, and you, a snapshot of where your student finished the 2022-23 school year relative to state-adopted content standards and instruction. The PED reminds families that these results reflect a single measure and should be supplemented with other information received from the classroom and school for a more comprehensive look at your child's progress. Additional resources to support your child can be found at the online family portal <https://nmparentportal.emetric.net/login>. For assistance accessing this portal, contact nmtchsupport@cognia.org.

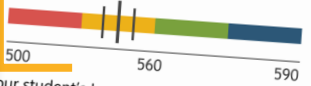
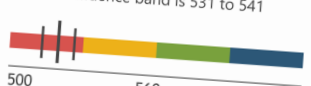
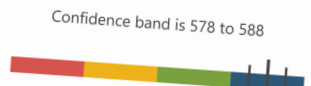
If you have specific questions about your student's performance on the assessment, you are encouraged to reach out directly to your local school administration. The Family Report Interpretation Guide is available at <https://newmexico.onlinehelp.cognia.org/reporting-resources/>. Additional resources are available on the PED Assessment Bureau's Parent Resource page at <https://webnew.ped.state.nm.us/bureaus/assessment/parent-and-student-resources/>.

The PED appreciates the opportunity to be a part of your student's educational success.


Arsenio Romero, Ph.D.
Secretary of Education, New Mexico Department of Public Education

How did your student do on the New Mexico MSSA and Assessment of Science Readiness? You can look at your student's scale scores, Achievement Level labels, and Achievement Level Descriptors to determine how well your student has done and whether additional support may be necessary. Your student's teacher can help you with interpreting this report and deciding on next steps for your student.

LANGUAGE ARTS	MATHEMATICS	SCIENCE
552	536	583
Your student's Lexile score: 900L	Your student's Quantile score: 710Q	
Nearing Proficiency	Novice	Advanced
Confidence band is 547 to 557	Confidence band is 531 to 541	Confidence band is 578 to 588
		
Your student's Language Arts score is in the Nearing Proficiency level, not yet on track for college and career readiness.	Your student's Mathematics score is in the Novice level, not yet on track for college and career readiness.	Your student's Science score is in the Advanced level, on track for college and career readiness.

Confidence bands: Your student's test score indicates performance on the day of the test. The confidence bands indicate the range of possible test scores your student would be expected to achieve on a different day.

Novice Nearing Proficiency Proficient Advanced

Family Interpretation Guide

A Family's Guide to the 2023 Spring NM-MSSA Mathematics, Language Arts, and NM-ASR Student Report

The following explains pages 2–4 of the Student Report. Each page displays the student's results for one content area.

Content Area

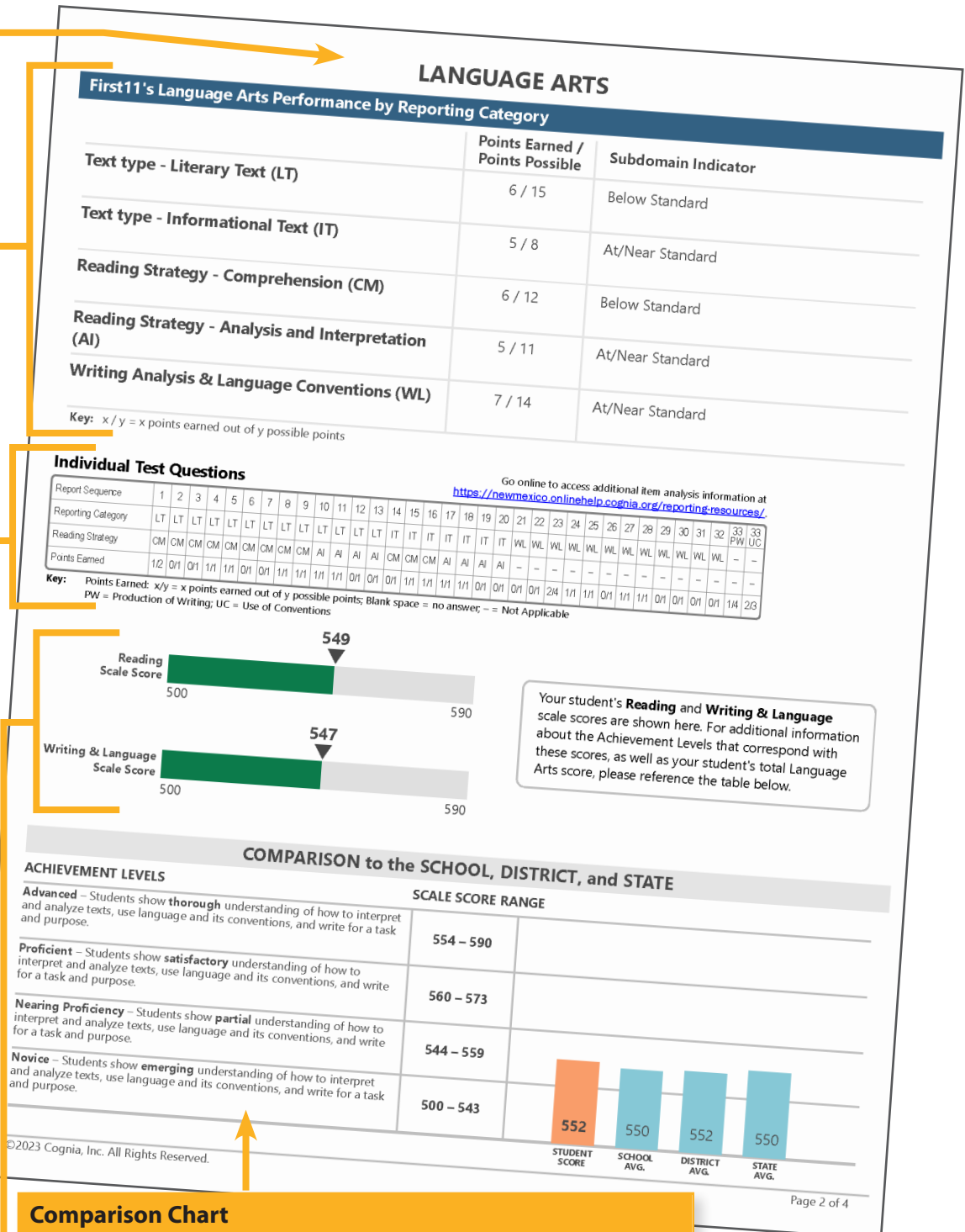
The heading identifies the content area explained on this page.

Reporting Categories

The reporting categories for NM-MSSA and NM-ASR are based on the clusters of standards found in the New Mexico Common Core State Standards. This section indicates the number of points earned compared to the number of points possible in each reporting category. This section provides the student's level of achievement within each reporting category: Above Standard, At/Near Standard, or Below Standard.

Individual Test Question Performance provides the breakdown of the points earned for each test question and which Reporting Category the question represents.

For Language Arts, a scale score will be given to indicate the student's achievement in Reading and Writing.



Comparison Chart

This comparison chart explains the overall meaning of each Achievement Level and provides the range of scale scores for each Achievement Level. This section shows how the student's scale score compares to their peers in their school, in their district, and in the state of New Mexico.