

**S I G**

# Score Report Interpretation Guide

for Computer-Based and Paper-Based Tests

**Spring 2024**

**NM-MSSA Grades 3–8**



**NEW MEXICO MEASURES  
OF STUDENT SUCCESS AND  
ACHIEVEMENT**

## PED Contact Information

General Administration Questions	Policy Questions
Cognia New Mexico Customer Care Center & Help Desk Team	New Mexico Public Education Department Assessment Bureau Helpdesk*
<b>Telephone:</b> 877-676-6722 <b>Email:</b> <a href="mailto:nmtechsupport@cognia.org">nmtechsupport@cognia.org</a>	<b>Telephone:</b> 505-827-5861 <b>Email:</b> <a href="mailto:ped.assessment@ped.nm.gov">ped.assessment@ped.nm.gov</a>

\*The PED should only be contacted by the district test coordinator (DTC). Test administrators should contact their school test coordinator or DTC with any questions or concerns.

**Note:** This manual is available online at <https://newmexico.onlinehelp.cognia.org/reporting-resources/>.



### Content and Copyright Information

This manual was developed by Cognia™ under a contract with the New Mexico Public Education Department (PED) to develop, administer, score, and create reports for the New Mexico Measures of Student Success and Achievement. While the PED has reviewed this manual and posted it on its website, Cognia is responsible for the editorial and technical content.

© 2024 by New Mexico Public Education Department

# Table of Contents

- PED Contact Information..... Inside Front Cover**
- 1.0 General Information for Families and Educators ..... 1**
  - 1.1 Background.....1
  - 1.2 NM-MSSA .....1
  - 1.3 Confidentiality of Reporting Results.....1
  - 1.4 Purpose of this Guide.....1
- 2.0 Understanding the NM-MSSA Individual Student Report (ISR)..... 2**
  - 2.1 Types of Scores on the NM-MSSA ISR.....2
    - 2.1.1 Scale Score.....2
    - 2.1.2 Performance Level.....2
    - 2.1.3 Reporting Category Performance Indicators.....2
  - 2.2 Description of Individual Student Reports.....3
- 3.0 Understanding the NM-MSSA School and District Reports ..... 7**
  - 3.1 Purpose and Use of NM-MSSA Results.....7
  - 3.2 NM-MSSA School and District Reports .....7
  - 3.3 Types of Scores on the NM-MSSA School and District Reports.....7
    - 3.3.1 Scale Score.....7
    - 3.3.2 Performance Level.....8
    - 3.3.3 Reporting Category Performance Indicators.....8
  - 3.4 Description of The Student List and Summary Statistics.....9
- Appendix A: Scale Score Ranges ..... 12**
- Appendix B: Performance Level Descriptors ..... 13**



# 1.0 General Information for Families and Educators

## 1.1 Background

The New Mexico Measures of Student Success and Achievement (NM-MSSA) is the summative assessment in Language Arts, and Mathematics for students in grades 3–8 aligned to the New Mexico Common Core State Standards (NMCCSS) for math and language arts. The assessment measures a student’s grade level proficiency and progress toward college and/or career readiness.

The NM-MSSA Spanish Language Arts Assessment for students in grades 3–8 is aligned to the Common Core Español Standards for Language Arts. The assessment measures a student’s grade level proficiency and progress toward college and/or career readiness.

## 1.2 NM-MSSA

The NM-MSSA is designed to measure whether students are on track to be ready for college or career, as defined by the State, by showing they have mastered the NMCCSS.

The Spring 2023 NM-MSSA assessments were administered in either computer-based or paper-based format. The Reading assessment contained items that focused on understanding key ideas and details, analyzing elements of craft and structure, and integrating knowledge and ideas using informational and literary texts. The Writing and Language assessment contained items that focused on communicating clearly and effectively for a particular task and purpose, determining the meaning of grade-appropriate words, and applying conventions of standard English grammar, usage, and mechanics. The Mathematics assessment focused on understanding and applying skills and concepts, solving multi-step problems that require abstract reasoning, and modeling real-world problems with precision, perseverance, and strategic use of tools. In each content area, students demonstrated their acquired skills and knowledge by answering selected-response items, multi-select selected response items, and extended response items.

## 1.3 Confidentiality of Reporting Results

Individual student performance results on NM-MSSA assessments are confidential and may be released only in accordance with the Family Educational Rights and Privacy Act of 1974 (20 U.S.C. Section 1232g). Aggregated student performance data are made available to the public and do not contain the names of individual students or teachers.

## 1.4 Purpose of this Guide

This guide provides information on the individual student reports, school reports, and district reports provided for NM-MSSA assessment results. [Section 2.0](#), which outlines and explains elements of the individual student report, may be shared with families. This section will help families understand their child’s test results. [“3.0 Understanding the NM-MSSA School and District Reports” on page 7](#) outlines and explains elements of the school and district reports. New Mexico state policies and calculations for accountability reporting may differ from the policies and calculations used for assessment reports.

Sample reports included in this guide are for illustration purposes only. They are provided to show the basic layout of the reports and the information they provide. Sample reports do not include actual data from any administration.

## 2.0 Understanding the NM-MSSA Individual Student Report (ISR)

### 2.1 Types of Scores on the NM-MSSA ISR

Student performance on NM-MSSA assessments is described on the individual student report using the interim scale scores, performance levels, standard error, and subclaim performance indicators.

#### 2.1.1 Scale Score

A scale score is a numerical value that summarizes student performance. Not all students respond to the same set of test items, so each student's scaled score accounts for the slight differences in difficulty among the various forms and administrations of the test. The resulting scale score allows for an appropriate comparison across test forms and administration years within a grade or course and content area. NM-MSSA reports provide overall scale scores for Language Arts and Mathematics, each of which determines a student's performance level in the respective content area. Scale score ranges differ by grade for all tests.

For example, a student who earns an overall scale score of 800 on one form of the grade 8 Mathematics assessment would be expected to earn an overall scale score of 800 on any other form of the grade 8 Mathematics assessment. Furthermore, the student's overall scale score and level of mastery of concepts and skills would be comparable to a student who took the same assessment the previous year or following year.

#### 2.1.2 Performance Level

Each performance level is a broad, categorical level defined by a student's overall scale score and is used to report overall student performance by describing how well students met the expectations for their grade level/course. Each performance level is defined by a range of overall scale scores for each subject. There are four performance levels for NM-MSSA assessments:

- Level 4: Advanced
- Level 3: Proficient
- Level 2: Nearing Proficiency
- Level 1: Novice

Students who are Proficient or Advanced display mastery of grade-level expectations. They display satisfactory or thorough understanding and use of college- and career-readiness standards.

Performance Level Descriptors (PLDs) describe the knowledge, skills, and practices that students should know and be able to demonstrate at each performance level in each content area (Language Arts and Mathematics), and at each grade level/course.

Web links to the PLDs are listed in ["Appendix B: Performance Level Descriptors"](#) on page 13.

#### 2.1.3 Reporting Category Performance Indicators

Reporting category performance for NM-MSSA assessments is reported to indicate whether the student performed above standard, at/near standard, and below standard in a given reporting category.

## 2.2 Description of Individual Student Reports

The following pages show examples of student reports. The text below describes what the information represents.

### General Information

#### A *Identification Information*

The ISR lists the student's name, state student ID, date of birth, language in which the student tested, the grade level of the test, the grade level of the student when assessed, the district name, and the school name.

#### B *Family Letter*

This letter, written by Secretary of Public Education Dr. Arsenio Romero, explains how this report was created for this school year. There is information here to guide families to more assessment literacy resources.

### Overall Assessment Scores for Each Content Area

#### C *Overall Scale Score and Performance Level*

This section of the report provides the student's overall scale score and performance level for each assessment taken (refer to [Section 2.1](#)). Students receive an overall scale score and, based on that score, are placed in one of four performance levels, with Level 3 indicating the student is on target and Level 1 indicating the student needs support.

### Lexile and Quantile

D For English Language Arts a Lexile score is provided. Additional resources can be accessed using the QR code or at [lexile.com/parents-students/](http://lexile.com/parents-students/)

For Mathematics a Quantile score is provided. Additional resources can be accessed using the QR code or at [quantile.com/parents-students/](http://quantile.com/parents-students/)

### Performance by Reporting Category

#### E *Reporting Category*

Within NM-MSSA there are specific skill sets (reporting categories) students demonstrate on the assessments. Each reporting category includes the header identifying the reporting category, a raw score indicating the number of points earned out of the total points possible, and an explanation of whether the student has met the expectations of the reporting category.

#### F *Reporting Category Performance Indicators*

A student's reporting category performance indicator represents how well the student performed in that category.

Reporting category performance indicators are:

- Above Standard
- At/Near Standard
- Below Standard

#### G *Individual Test Question Performance*

This section provides the number of points the student earned for each test question and which Reporting Category the question represents.

### Comparison to the School, District, and State

#### H *Achievement Levels*

This lists the four performance levels and provides a brief description of each.

#### I *Scale Score Range*

Indicates the highest and lowest scale score for each performance level

#### J *Peer Comparison*

This section of the report shows a side-by-side comparison of a student's overall scale score with the average scale score of their peers in their school, in their district, and in the state.

# New Mexico Measures of Student Success and Achievement (NM-MSSA)

## Spring 2024 Student Report

**A**

**Student Name:** LASTNAME247, FIRST247  
**SSID:** D00247  
**Date of Birth:** 10/17/2011  
**Tested Grade:** 05  
**Student Grade:** 05  
**District:** Demonstration District A  
**School:** Demonstration School 2

Dear Parents and Guardians, **B**

Thank you for your continued support and partnership with the Public Education Department to ensure all New Mexico students are healthy, secure in their identity, and holistically prepared for college, career, and life. The Public Education Department is grateful for the time you have given to support your student’s education.

This Individual Score Report describes your student’s performance on spring 2024 state assessments. These assessments are summative in nature. The report is designed to give teachers, and you, a snapshot of where your student finished the 2023-24 school year relative to state-adopted content standards and instruction. The PED reminds families that these results reflect a single measure and should be supplemented with other information received from the classroom and school for a more comprehensive look at your child’s progress. Additional resources to support your child can be found at the online family portal <https://nmparentportal.emetric.net/login>. For assistance accessing this portal, contact [nmtechsupport@cognia.org](mailto:nmtechsupport@cognia.org).

If you have specific questions about your student’s performance on the assessment, you are encouraged to reach out directly to your local school administration. The Family Report Interpretation Guide is available at <https://newmexico.onlinehelp.cognia.org/reporting-resources/#family-report-interpretation-guides>. Additional resources are available on the PED Assessment Bureau’s Parent Resource page at <https://webnew.ped.state.nm.us/bureaus/assessment/>.

The PED appreciates the opportunity to be a part of your student’s educational success.

  
Arsenio Romero, Ph.D.  
Secretary of Public Education, New Mexico Department of Public Education



How did your student do on the New Mexico MSSA assessment? You can look at your student’s scale scores, Achievement Level labels, and Achievement Level Descriptors to determine how well your student has done and whether additional support may be necessary. Your student’s teacher can help you with interpreting this report and deciding on next steps for your student.


**LANGUAGE ARTS**

**C**

# 548

**Nearing Proficiency**

Confidence band is 542 to 554




500                      560                      590

Your student’s Language Arts score is in the **Nearing Proficiency** level, not yet on track for college and career readiness.

Your student’s Lexile score:

# 800L

**D**




**MATHEMATICS**

**D**

# 531

**Novice**

Confidence band is 521 to 541



500                      560                      590

Your student’s Mathematics score is in the **Novice** level, not yet on track for college and career readiness.

Your student’s Quantile score:

# 595Q



**Confidence bands:** Your student’s test score indicates performance on the day of the test. The confidence bands indicate the range of possible test scores your student would be expected to achieve on a different day.





## LANGUAGE ARTS

### First247's Language Arts Performance by Reporting Category

<b>E</b>	Points Earned / Points Possible	Subdomain Indicator <b>F</b>
Text type - Literary Text (LT)	5 / 15	Below Standard
Text type - Informational Text (IT)	2 / 8	Below Standard
Reading Strategy - Comprehension (CM)	3 / 12	Below Standard
Reading Strategy - Analysis and Interpretation (AI)	4 / 11	At/Near Standard
Writing Analysis and Language Conventions (WL)	8 / 14	At/Near Standard

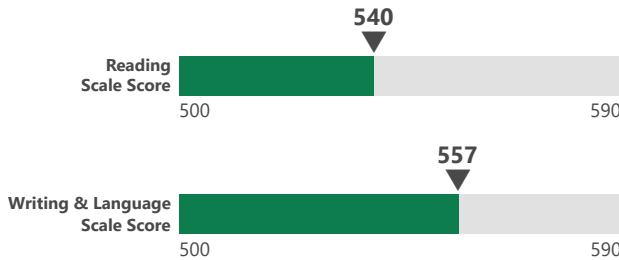
**Key:** x / y = x points earned out of y possible points

### Individual Test Questions **G**

To interpret the chart, go online to access the Student Response Grid Guide: <https://newmexico.onlinehelp.cognia.org/reporting-resources/#item-analysis-report>.

Report Sequence	02	03	07	08	09	11	12	14	16	18	20	23	24	27	28	29	30	31	32	33	34	35	36	40	41	42	45	46	48	49	50	51	52 PW	52 UC		
Reporting Category	LT	LT	LT	LT	LT	LT	LT	LT	LT	LT	LT	LT	IT	IT	IT	IT	IT	IT	IT	IT	IT	IT	WL	WL	WL	WL	WL	WL	WL	WL	WL	WL	WL	WL	-	-
Reading Strategy	CM	CM	CM	AI	AI	CM	CM	CM	CM	AI	AI	AI	AI	CM	CM	CM	AI	AI	CM	AI	-	-	-	-	-	-	-	-	-	-	-	-	-	-	-	-
Points Earned	1/1	0/1	1/1	0/1	1/1	0/1	0/2	0/1	0/1	1/1	1/1	0/2	0/1	0/1	0/1	1/1	0/1	0/1	0/1	1/2	1/1	1/1	0/1	1/1	1/1	0/1	2/2	1/1	0/1	0/1	1/1	1/2	3/4	0/3		

**Key:** Points Earned: x/y = x points earned out of y possible points; Blank space = no answer; - = Not Applicable  
PW = Production of Writing; UC = Use of Conventions



Your student's **Reading** and **Writing & Language** scale scores are shown here. For additional information about the Achievement Levels that correspond with these scores, as well as your student's total Language Arts score, please reference the table below.

### **H** COMPARISON to the SCHOOL, DISTRICT, and STATE

**ACHIEVEMENT LEVELS**

**I** SCALE SCORE RANGE

<b>Advanced</b> – Students show <b>thorough</b> understanding of how to interpret and analyze texts, use language and its conventions, and write for a task and purpose.	<b>573 – 590</b>	
<b>Proficient</b> – Students show <b>satisfactory</b> understanding of how to interpret and analyze texts, use language and its conventions, and write for a task and purpose.	<b>560 – 572</b>	
<b>Nearing Proficiency</b> – Students show <b>partial</b> understanding of how to interpret and analyze texts, use language and its conventions, and write for a task and purpose.	<b>543 – 559</b>	
<b>Novice</b> – Students show <b>emerging</b> understanding of how to interpret and analyze texts, use language and its conventions, and write for a task and purpose.	<b>500 – 542</b>	



## 3.0 Understanding the NM-MSSA School and District Reports

### 3.1 Purpose and Use of NM-MSSA Results

The NM-MSSA is New Mexico’s statewide summative assessment for Language Arts and Mathematics, administered at the end of grades 3–8. As the NM-MSSA are singular measures at the end of a grade, interpretations and uses of NM-MSSA scores should be supplemented with additional measures, including information from classroom summative and formative assessments in Language Arts and Mathematics, as well as interim assessments.

### 3.2 NM-MSSA School and District Reports

Districts and schools will have access to digital ISRs and a dynamic, customizable grade-level Student List in the Data Interaction reporting platform. The Student List can be customized by adding or removing data fields and by sorting and filtering selected data fields.

Data tools can be used to summarize scores and review score distributions for the whole group or disaggregate scores by subgroups. Bivariate analyses, both cross-tab and scatterplot, can be used to explore the relationship between scores.

ISRs and the Student List can be downloaded in a variety of formats for printing, presentations, or uploading into other analysis tools. Performance on NM-MSSA assessments is described on the school and district reports using scale scores, performance levels, and reporting category performance levels.

### 3.3 Types of Scores on the NM-MSSA School and District Reports

Performance on NM-MSSA assessments is described on the school and district reports using scale scores, performance levels, and reporting category performance indicators. Information about state, district, and school average results is included in relevant sections of the report to help schools and districts understand how student and school performance compares to other students and schools. In some instances, a dash (–) will appear in place of average results for a school and/or district. This indicates that there are too few students to maintain student privacy and, therefore, results are not reported.

#### 3.3.1 Scale Score

A scale score is a numerical value that summarizes student performance. Not all students respond to the same set of test items, so each student’s scale score takes into account the slight differences in difficulty among the various forms of the test. The scale score allows for an appropriate comparison across test forms and administration years within a grade or course and content area. This year, NM-MSSA reports provide overall scale scores for Language Arts and Mathematics, each of which determines a student’s performance level in the respective content area. You can reference the NM-MSSA scale score ranges in a table that appears on [page 12](#).

For example, a student who earns an overall scale score of 800 on one form of the grade 8 Mathematics assessment would be expected to earn an overall scale score of 800 on any other form of the grade 8 Mathematics assessment. Furthermore, the student’s overall scale score and level of mastery of concepts and skills would be comparable to a student who took the same assessment the previous year or following year.

### **3.3.2 Performance Level**

Each performance level is a broad, categorical level defined by a student’s overall scale score and is used to report overall student performance by describing how well students met the expectations for their grade level/course in the given content area. Each performance level is defined by a range of overall scale scores for the assessment. This year, there are four performance levels for NM-MSSA assessments:

- Level 4: Advanced
- Level 3: Proficient
- Level 2: Nearing Proficiency
- Level 1: Novice

Performance Level Descriptors (PLDs) describe the knowledge, skills, and practices that students should know and be able to demonstrate at each performance level in each content area (Language Arts and Mathematics), and at each grade level/course.

Web links to the PLDs are listed in [“Appendix B: Performance Level Descriptors”](#) on page 13.

### **3.3.3 Reporting Category Performance Indicators**

Reporting category performance for NM-MSSA assessments is reported to indicate whether the student performed above standard, at/near standard, and below standard in a given reporting category.

## 3.4 Description of The Student List and Summary Statistics

The following pages show examples of student reports. The text below describes what the information represents.

### General Information

#### A *Assessment Information*

The Student List displays the assessment, state, year, and the grade level.

#### B *Identification Information*

The first column of the Student List displays the students in the school by last name. The students' first names and State Student IDs are shown in the next two columns.

### Overall Assessment Scores

#### C *Scale Score*

This column provides the student's overall scale score. Students receive a numerical score and, based on that score, are placed in one of three performance levels.

#### D *Performance Levels*

This column provides the student's performance levels, with Level 3 indicating the student is on target, Level 2 indicating the student is near target, and Level 1 indicating the student needs support.

### Report Functionality

#### E *Options*

The options menu provides the capability to customize the Student List report. Student demographic fields and score data can be added or removed from the report. Additional scores can also be added or removed. This includes subject level scale scores and subclaim performance levels.

#### F *Save*

Each report and the current selections can be saved in Data Interaction, allowing the user to conveniently retrieve the report at a later date. Saved reports can be retrieved by clicking on the Save icon.

#### G *Download*

Tabular reports can be downloaded as an excel, CSV or PDF file by clicking on the Download icon. Charts can be downloaded as PDFs.

#### H *Print*

Each report can be printed.

#### I *Help*

A detailed user guide is available by selecting the Help icon.

#### J *Student ISR*

The ISR for each student in the Student List Report can be viewed by clicking on the Student icon.

### Performance by Reporting Category

#### K *Reporting Category*

Within NM-MSSA, there are specific skill sets (reporting categories) students demonstrate on the assessments. Each reporting category includes the header identifying the reporting category; state, district, and school averages; and an indicator of the student's performance.

### Summary Statistics

Click on Scale Score > Summarize on the Student List page to view summary statistics for the selected organization.

#### L *Population*

This count includes both valid and invalid students.

#### M *Valid N*

This count includes only valid student records.

#### N *Summary Statistics*

These statistics include mean, standard deviation and the minimum and maximum of the selected score.

#### O *Recent Reports*

Recently generated reports can be viewed, within the session.

## Sample Student List (Language Arts and Mathematics, and Summary Statistics)

NEW MEXICO Online Reporting by Data Interaction™

Student List: MSSA/ASR, New Mexico State, 2021-2022, Grade 08

emetric

Options Save Download Print Roster Student

Mathematics

Language Arts

B		C		D		E		F		G		H		I		J		
Last Name	First Name	State Student ID	Scale Score	Achievement Level	Scale Score	Achievement Level	Scale Score	Achievement Level	Scale Score	Achievement Level	Scale Score	Achievement Level	Scale Score	Achievement Level	Scale Score	Achievement Level	Scale Score	Achievement Level
L Name	F Name	123456789	855	Nearing Proficiency	855	Nearing Proficiency	848	Nearing Proficiency	848	Nearing Proficiency	848	Nearing Proficiency	848	Nearing Proficiency	848	Nearing Proficiency	848	Nearing Proficiency
L Name	F Name	123456789	889	Advanced	874	Advanced	865	Advanced	865	Advanced	865	Advanced	865	Advanced	865	Advanced	865	Advanced
L Name	F Name	123456789	853	Nearing Proficiency	853	Nearing Proficiency	847	Nearing Proficiency	847	Nearing Proficiency	847	Nearing Proficiency	847	Nearing Proficiency	847	Nearing Proficiency	847	Nearing Proficiency
L Name	F Name	123456789	889	Advanced	878	Advanced	865	Advanced	865	Advanced	865	Advanced	865	Advanced	865	Advanced	865	Advanced
L Name	F Name	123456789	866	Proficient	855	Nearing Proficiency	856	Nearing Proficiency	856	Nearing Proficiency	856	Nearing Proficiency	856	Nearing Proficiency	856	Nearing Proficiency	856	Nearing Proficiency
L Name	F Name	123456789	846	Nearing Proficiency	859	Nearing Proficiency	848	Nearing Proficiency	848	Nearing Proficiency	848	Nearing Proficiency	848	Nearing Proficiency	848	Nearing Proficiency	848	Nearing Proficiency
L Name	F Name	123456789	859	Nearing Proficiency	853	Nearing Proficiency	845	Nearing Proficiency	845	Nearing Proficiency	845	Nearing Proficiency	845	Nearing Proficiency	845	Nearing Proficiency	845	Nearing Proficiency
L Name	F Name	123456789	889	Advanced	876	Advanced	870	Advanced	870	Advanced	870	Advanced	870	Advanced	870	Advanced	870	Advanced
L Name	F Name	123456789	826	Novice	837	Novice	842	Novice	842	Novice	842	Novice	842	Novice	842	Novice	842	Novice
L Name	F Name	123456789	863	Proficient	843	Novice	848	Novice	848	Novice	848	Novice	848	Novice	848	Novice	848	Novice
L Name	F Name	123456789	872	Proficient	853	Nearing Proficiency	853	Nearing Proficiency	853	Nearing Proficiency	853	Nearing Proficiency	853	Nearing Proficiency	853	Nearing Proficiency	853	Nearing Proficiency

Page 1 of 1230  
Displaying 1-20 of 24582

Jump to: 1 Go

NEW MEXICO Online Reporting by Data Interaction™

Student List: MSSA/ASR, New Mexico State, 2021-2022, Grade 08

emetric

Options Save Download Print Roster Student

Language Arts

K		L		M		N		O		P		Q		R		S		T	
Last Name	First Name	State Student ID	Scale Score	Achievement Level	Text type - Literary Text	Text type - Informational Text	Text type - Analytical Text	Text type - Expository Text	Text type - Persuasive Text	Text type - Narrative Text	Text type - Dramatic Text	Text type - Historical Text	Text type - Scientific Text	Text type - Technical Text	Text type - Other Text	Text type - Other Text	Text type - Other Text	Text type - Other Text	Text type - Other Text
L Name	F Name	123456789	855	Nearing Proficiency	Above	Below	At/Near	At/Near	At/Near	At/Near	At/Near	At/Near	At/Near	At/Near	At/Near	At/Near	At/Near	At/Near	At/Near
L Name	F Name	123456789	889	Advanced	Above	Above	Above	Above	Above	Above	Above	Above	Above	Above	Above	Above	Above	Above	Above
L Name	F Name	123456789	853	Nearing Proficiency	At/Near	At/Near	At/Near	At/Near	At/Near	At/Near	At/Near	At/Near	At/Near	At/Near	At/Near	At/Near	At/Near	At/Near	At/Near

Page 1 of 1230  
Displaying 1-20 of 24582

Jump to: 1 Go

Select *Options*-> Additional Scores can be added or removed. This includes subject level scale scores and reporting category achievement levels.

# Sample Student List (Language Arts and Mathematics, and Summary Statistics) continued

NEW MEXICO Online Reporting by Data Interaction™

Student List: MSSA/ASR, New Mexico State, 2021-2022, Grade 08

Last Name	First Name	State Student ID	Language Arts		Mathematics		Science	
			Scale Score	Achievement Level	Scale Score	Achievement Level	Scale Score	Achievement Level
L Name	F Name	123456789	855	Nearing Proficiency	855	Nearing Proficiency	848	Nearing Proficiency
L Name	F Name	123456789	889	Advanced	874	Advanced	865	Proficient
L Name	F Name	123456789	853	Nearing Proficiency	853	Nearing Proficiency	847	Nearing Proficiency
L Name	F Name	123456789	889	Advanced	878	Advanced	865	Proficient
L Name	F Name	123456789	866	Proficient	855	Nearing Proficiency	856	Nearing Proficiency
L Name	F Name	123456789	846	Nearing Proficiency	859	Nearing Proficiency	848	Nearing Proficiency
L Name	F Name	123456789	859	Nearing Proficiency	853	Nearing Proficiency	845	Nearing Proficiency
L Name	F Name	123456789	889	Advanced	876	Advanced	870	Proficient
L Name	F Name	123456789	826	Novice	837	Novice	842	Novice
L Name	F Name	123456789	863	Proficient	843	Novice	848	Nearing Proficiency
L Name	F Name	123456789	872	Proficient	853	Nearing Proficiency	853	Nearing Proficiency

Page 1 of 1230  
Displaying 1-20 of 24582

Jump to:  Go

NEW MEXICO Online Reporting by Data Interaction™

Summary Statistics: MSSA/ASR, New Mexico State, 2021-2022, Grade 08

Language Arts Test Language	L		M		N	
	Population	Valid N	Mean	S.D.	Minimum	Maximum
English	24687	23844	861.5	17.0	802	890
Spanish	261	254	855.1	6.4	836	873

Click on **Scale Score** -> **Summarize** on the Student List page to view summary statistics such as mean, standard deviation, and the minimum and maximum score, for the selected organization.

## Appendix A: Scale Score Ranges

Subject	Grade	Scale Score Range			
		Novice	Nearing Proficiency	Proficient	Advanced
Language Arts	3	300–335	336–359	360–369	370–390
	4	400–439	440–459	460–472	473–490
	5	500–542	543–559	560–572	573–590
	6	600–631	632–659	660–672	673–690
	7	700–730	731–759	760–774	775–790
	8	800–839	840–859	860–870	871–890
	Mathematics	3	300–340	341–359	360–376
4		400–443	444–459	460–479	480–490
5		500–547	548–559	560–572	573–590
6		600–645	646–659	660–678	679–690
7		700–747	748–759	760–769	770–790
8		800–840	841–859	860–877	878–890



## Appendix B: Performance Level Descriptors

### Grades 3–8 Language Arts and Mathematics

PLDs for grades 3-8 Language Arts and Mathematics are available at <https://webnew.ped.state.nm.us/bureaus/assessment/mssa-resources/>







**NEW MEXICO MEASURES  
OF STUDENT SUCCESS AND  
ACHIEVEMENT**