



IMPORTANT NM-MSSA REPORTING LINKS

2024-2025

Contents

COGNIA HELP & SUPPORT PAGE	2
REPORTING RESOURCES	2
NM-MSSA REPORTING RESOURCES.....	2
CBT GUIDES	2
CBT TRAINING WEBINARS	2
SHORT VIDEO TUTORIALS	2
STEPS FOR ACCESSING REPORTS IN DATA INTERACTION (DI).....	2



COGNIA HELP & SUPPORT PAGE

Main Homepage: <https://newmexico.onlinehelp.cognia.org/>

REPORTING RESOURCES

NM-MSSA REPORTING RESOURCES

- **Homepage URL Link:** <https://newmexico.onlinehelp.cognia.org/reporting-resources/>
- **Data Interaction URL Link:** <https://newmexico.cognia.org/>
- **Family Portal URL Link:** <https://nmparentportal.emetric.net/>
- **Family Resources:** <https://newmexico.onlinehelp.cognia.org/family-resources/>

CBT GUIDES

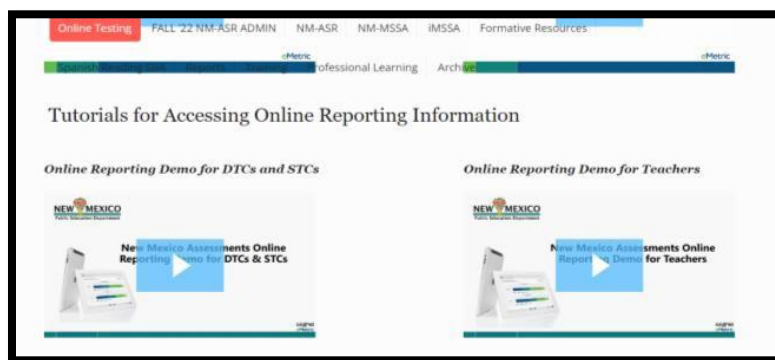
- All CBT Guides Link: <https://newmexico.onlinehelp.cognia.org/cbt-guides/>
- NMPED Assessments Data Interaction Reporting User Guide URL Link:
<https://newmexico.onlinehelp.cognia.org/wp-content/uploads/sites/10/2024/07/NMPED-Assessments-Reporting-User-Guide-v1.0.pdf>

CBT TRAINING WEBINARS

- <https://newmexico.onlinehelp.cognia.org/cbt-training-webinars/>


SHORT VIDEO TUTORIALS

- <https://newmexico.onlinehelp.cognia.org/cbt-tutorials/>



STEPS FOR ACCESSING REPORTS IN DATA INTERACTION (DI)

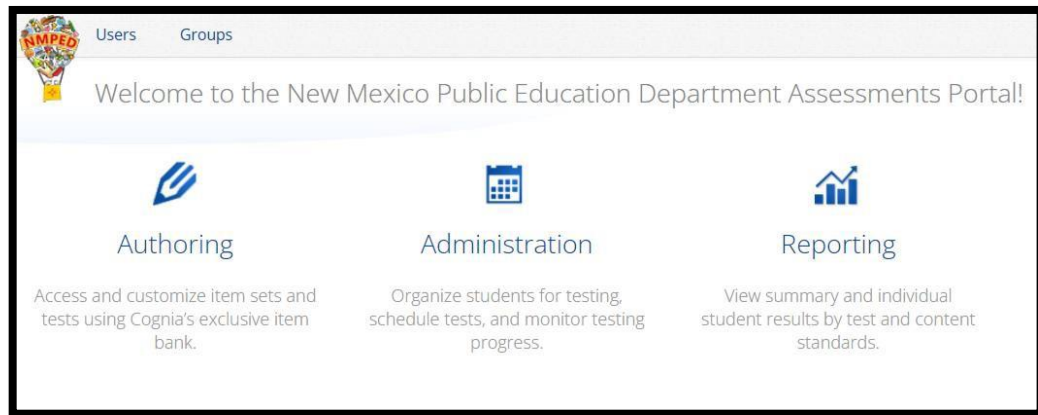
1. Go to the following link: <https://newmexico.cognia.org/>
2. You will see the Login page as shown below
 - Click on the “Log in” button



3. Next, enter your Username and Password and click on the “Sign In” button as shown below.



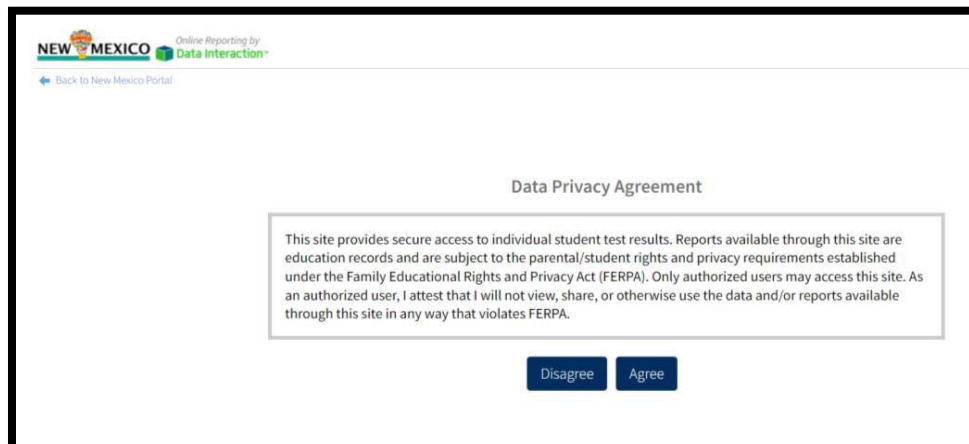
4. Once you are logged in, you will see your homepage as follows.



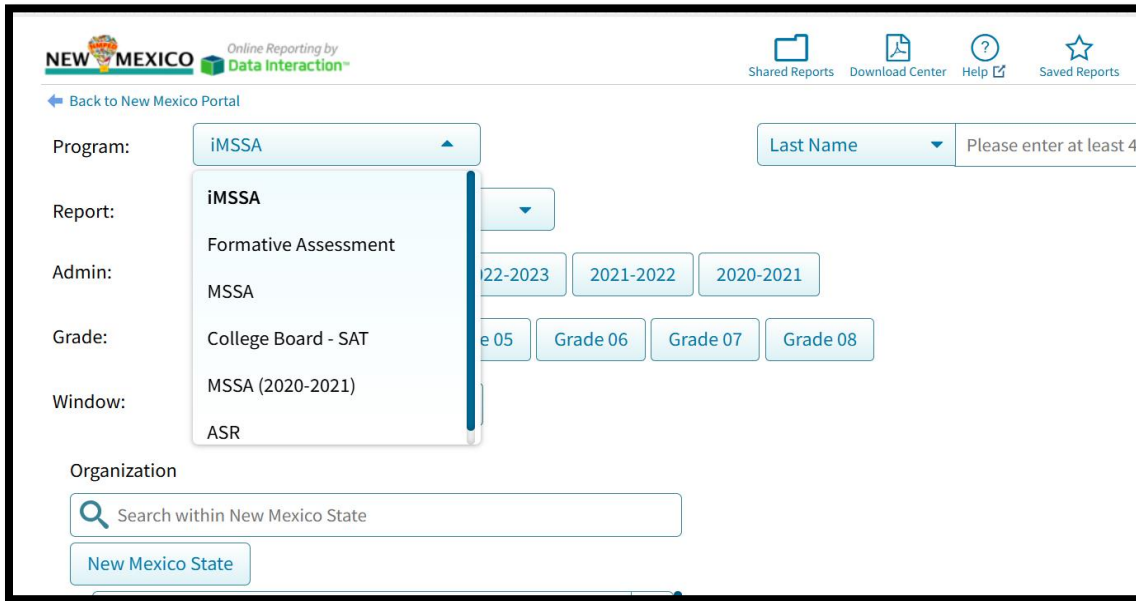
5. Click on the "Reporting" icon.



6. Agree to the FERPA Data Privacy statement by clicking on the "Agree" button.



7. That will take you to the following Data Interaction site homepage.



8. Once logged in, please refer to the [New Mexico Public Education Department Assessments Data Interaction Reporting User Guide](#) available on the Cognia Help & Support page

